



Forum Home > Orgonite Development, Research and New Ideas > Mobile phone orgonite button protection	
monsoon gecko Member Posts: 636	<p>Quite a few people have been making and using these little devices. I've had heaps of positive feedback,...pain and heat vanishing from phone and head, One lady at the markets reported of sharp pain in her hip and shooting down her leg when she carried her phone in her hip pocket....Similarly, a gent who had to carry his phone in his shirt pocket all day for work reported pain across his chest. He was REALLY WORRIED as he thought he was becoming a heart attack candidate Both these problems resolved with a phone button Here's how you make themThanks Dan http://www.baligifter.org/blog/orgonite/making-a-cell-phone-button and mine <a ><="" a="" alt="Photobucket" border="0" href="http://i814.photobucket.com/albums/zz63/monsoongecko/Orgonite%20Photos/DSC03125.jpg"> So , why all the fuss ?.....They are reporting of a hip used in the phones.. similar to airport scanners thta unzips your DNA.....scarey as ! As with most things.. you can bet this tech has been around for a while, even though they are only just talking about it now http://www.redicecreations.com/article.php?id=19687 Cheers Ha haso much for cracking posting photos.....back to the drawing board ! [IMG]http://i814.photobucket.com/albums/zz63/monsoongecko/Orgonite%20Photos/DSC03125.jpg[/IMG]</p>
	<p>May 9, 2012 at 9:07 PM Flag Quote & Reply</p>
monsoon gecko Member Posts: 636	<p>Yo...pump those phone button out....everyone needs them ! http://thecrowhouse.com/forum/viewtopic.php?f=9&t=13198 Excellent info vid on microwave phone dangers Cheers</p>
	<p>June 19, 2012 at 7:15 AM Flag Quote & Reply</p>
monsoon gecko Member Posts: 636	<p>Yo.....latest lot of phone buttons...brass keyshavings and aluminium All have a little amethyst tumbled stone and 4 or 5 little quartz chips and a pinch of beachsand. The aluminium comes from a window and door manufacturer, the fine swarf from the dropsaws.. the workers will be gifted these little phone buttons...similarly , the guys at the keycutting places as thanks for collecting the keyshaving swarf for me Thanks Dan for the excellent technique</p>

From <<https://web.archive.org/web/20210630091655/https://organizeaustralia.webs.com/apps/forums/topics/show/7670833-mobile-phone-organite-button-protection>>

Forum Home > Orgonite Development, Research and New Ideas > Secrets of the FLOWER OF LIFE	
monsoon gecko Member Posts: 636	<p>Yo....it's a well know fact that sacred geometry and orgonite create a very strong orgone field. Examples : cloudbusters, , the 18 and 114 pattern, underground CB,s with the hexagon of pipes with Tb's on top and also the flower of life Here's an example of the flower of lfe orgonite / life pillow combo charging plate a great combination to clean up food, water, etc etc.</p> <p>The following vid , totally fascinating, telling why the flower of life is in fact so powerful. It gives an eye opening look ot OUR hidden history and has hillarious moments towards the end</p> <p>http://www.youtube.com/watch?v=TI9iKfTDsZo&feature=player_embedded</p> <p>Hope you enjoy as much as I did Cheers</p>
	<p>July 18, 2012 at 9:40 PM Flag Quote & Reply</p>
monsoon gecko Member Posts: 636	<p>Yo..I had to check out Dr Phill's other utubes The Metaphysics of DNA.....enlightening, especially from the point of view of an old. blonde haired whitey Melonine....hmm mmm....you'll hear that a few times !! Heaps of relevance for today Great metaphysics adventure....like orgonite.....hmm..mm</p> <p>http://www.youtube.com/watch?feature=endscreen&v=3ytxDx20m1Y&NR=1</p> <p>Cheers</p>
	<p>July 26, 2012 at 7:52 AM Flag Quote & Reply</p>
Comfreya Member Posts: 27	<p>That plate looks spectacular. Beautiful work.</p> <p>Thanks for the links for Dr Phill's lectures. I managed to watch 20min of the first link. He's a very good speaker and kept my attention. However with an almost 1yr old, naps and computer time are becoming more limited! I prefer to read online than watch youtube clips, just because baby is usually sleeping on my lap at the time...</p>

I should really get my butt in order and plug in some headphones...
Cheers!

From <<https://web.archive.org/web/20210630091657/https://orgonizeaustralia.webs.com/apps/forums/topics/show/7908521-secrets-of-the-flower-of-life>>

Forum Home > Orgonite Development, Research and New Ideas > Succour punch....Power Wand	
monsoon gecko Member Posts: 443	<p>Yo.....My first powered orgonite was a nano shield, from OrgoneCrystals...bloody beauty too ! Also supplies Frequency generators and the INSTRUCTIONS on making a Mobius Coil and wrap .utube All the orgonite I make (out in the sun) have cured under the strong orgone field created by this device.It's the tin in the middle of the Tb's...Runs few a few hours after hardenng too.</p> <p>. It's taken a while to trial this one..First, tied a mobius coil around a large quartz point and ordered the 15Hz frequency generator, again same place as above but only \$20 + postage.. Succour Punch Ok, that mobius coil wrapped crystal with the 9v powered frequency generator (see following photos) operating is known as a succour punch....It gave off a pleasant feeling and fair buzzed away when held. Power Wand .so to make a power wand, just submerge the lot in orgonite matrix..I chose copper pipe,copper powder and two sizes of copper swarf,two amethyst and tourmaline in the base. The bottom of the pipe heavily wrapped with duct tape with the wire coming out the side</p> <p>Fits nicely into a stubby cooler...mmm..weighs in at just under 1.5 kg ! And it works ! Stronger orgone field and very useful on gifting missions...with intentions of being invisible..ha ha..and you are.....Next one to try is with a so called Azeztulite piece but will be poured into a tall glass and d/dipped, with the wires coming out the top and down...and a bit lighter I bet ! These powered devies really boost the quality of your orgonite while it is curing...Good fun to take shopping too...Really changes the EM atmoshphere quickly...brings on smiling people eh !!! Good for a laugh and more ! Enjoy.</p>
	May 29, 2011 at 2:21 AM Flag Quote & Reply
Rainmaker Member Posts: 53	<p>Hi Stephen. Nice work!! My only foray into the world of Powered Crystals was when I had the idea of making a CB with a hole in the middle between the ring of pipes that could accommodate a Power Wand or Succor Punch. On account of the price of large-calibre copper pipe and monster crystals; I figured it was actually cheaper to buy rather than make one myself. This led me to purchase an overpriced piece of Junk from Orgonize Africa which was powerful enough but had such bad energy; it gave us all headaches and drained our energy whenever it was running. I ended up cutting it apart very carefully only to find that it contained a pre-broken crystal that had been taped back together prior to being wound and cast in orgonite. So much for 'orgonite specialists'. As you mention; Powered Crystals are said to block surveillance which (depending on one's level of paranoia) is sometimes considered useful on sensitive</p>

	<p>gifting runs. I have to say that (to my knowledge) I've never been surveilled on any of my many gifting runs and nor has anyone else I know. I get emails from people asking me if gifting is really as hazardous as is made out on sites like Etheric Warriors; where people report being followed by black vans, mysteriously broadsided by trucks, having their apartments raided and their computers destroyed and all because they gifted a few TBs. I always reply saying that my own experiences of gifting have always been quite magical and nothing like the reports that appear on EW. Your orgonite always has such great energy and your Power Wand is no exception. Dan.</p>
	<p>-- http://www.baligifter.org/ http://www.baligifter.org/blog/ May 29, 2011 at 9:59 PM Flag Quote & Reply</p>
monsoon gecko Member Posts: 443	<p>Thanks Dan ..Hope you were able to get a replacement or refund on that dodgy piece...they are really expensive !! I note that Georg's Facebook pages are 80% sales pitch and 20% info. I have never been harrassed while gifting, observed a few times by curious locals...couple of times I just gave them a couple of freebies and explained how harmful the radiations can be.....other places ,if caught, would be disaster, lock up and throw away the key job,...I'm a bit shy and cautious these days....that's where a powered device is handy. Hey..it's all fun though and everyone benefits.!</p>
	<p>May 30, 2011 at 10:19 PM Flag Quote & Reply</p>
monsoon gecko Member Posts: 443	<p>These powerwands have been on the list for over a year, even though I had the gear ready...Funny, made two in two weeks ! This one I took to school and ran all day...after recess , the students were fair buzzing....working well and on task, though a bit chatty. One girl suddenly burst into song, which surprised and cracked up the other students...we discussed the importance of being happy....more laughs !</p> <p>So here's the azeztulite point wrapped in a mobius coil and connected to the 15Hz frequency generator.. Two of each amethyst and black tourmaline and a large chunk of lapis lazuli went into the base..the other piece moldavite. The glass mould was later broken to get it out.The unit turned on while curing In the top, a large Phenecite point, the Moldavite and blue Tanzanite..All power stones matching with the azeztulite. In the base, amethyst, black tourmaline and lapis lazuli. So the swarf was a bit of steel, copper (heavy again!) and the middle section is Life Pillow mix..Had to tie up and hang to double dip as the original glass mould broken to retrieve the piece. Enjoy...</p>
	<p>June 18, 2011 at 12:15 AM Flag Quote & Reply</p>
Manila Gifter Member Posts: 11	<p>Wow. That's one big happy pill!</p>
	<p>June 18, 2011 at 7:41 AM</p>

From <<https://web.archive.org/web/20120308102951/http://orgonizeaustralia.webs.com/apps/forums/topics/show/4877677-succour-punch-power-wand>>





September 23, 2016 at 8:23 AM

[Flag](#) [Quote & Reply](#)

An even larger version ... heavy gauge Tensor ring and coil...over 3 metres of coiled wire in this one







September 23, 2016 at 8:15 AM

 Flag  Quote & Reply

Finished piece unpowered spins up around 70 million on the Bovis scale... ,,,sweet

So will easily clean EMF from home or workplacebut,

When powered up with the frequency generator ...around 6 billion !!!

There's nothing out there that comes close in the energy stakes

.....huge scalar wave output.....a great adventure ...ha

Gifting Forum

[+ Post Reply](#)

[Forum Home](#) > [Orgonite Development, Research and New Ideas](#) > [Innovation in powered orgonite](#)



monsoon g...
Member
Posts: 602

I've made a lot of powered orgonite using a Mobius coil wrapped around a quartzset in orgonite and powered up with a 9 volt... 15Hz frequency generator

my latest innovation uses a torroidal coil wrapped around a heavy gauge Tensor Ring...a large .quartz point up the middle and set in an orgonite matrix of cascading densities if swarf

Here's the build technique,,, positive side of Tensor ring facing up ... starts as a square shape but comes out sweet...



September 23, 2016 at 8:12 AM

[Flag](#) [Quote & Reply](#)



The loop end can be tucked in or super glued.....quartz point snug fit ... ready to be poured





September 23, 2016 at 8:27 AM

[Flag](#) [Quote & Reply](#)

Finished piece ...wild when powered up.....





September 23, 2016 at 8:30 AM

 Flag  Quote & Reply



Jenny Mortell Admin Top contributor

That must be unforgettable for whoever made it, Stephen Geddes ?

Like Reply 5h



Stephen Geddes Admin Top contributor

Ha .. yes monsoon coil , I created a few years back .. Next generation to the mobius coil , which has the same twisted, insulate copper wire loop, wrapped around a quartz point with a repeated knot .. hooked up to a 15Hz zapper and used as a succour punch or in powered organite worked a treat , but turned out to be old school energywise . Monsoon coil is awesome in comparison ..After discovering Tensor rings, incorporated in organite, jumped up the energy substantially, compared to either alone , So I started sharing examples/photos and folks trialed for themselves ... Funny eh ... that technique took off worldwide ... that still blows me away .. The monsoon coil is wrapped around a Tensor ring ...(incidentally, Tensor rings have one of the highest paramagnetic values according to Phil Callahan) , I found the monsoon coils is way stronger , much larger scalar fieldstand alone , in the millions on the Bovis scale... but when incorporated as a powered organite was just awesome .. I remember the first one I had to step back from ... was fair pumping ,, took a day or two to acclimatize to the high energy/scalar field much like the first big plasterite cones that I madethey were a big rush.. ha ha ... gotta love this energy caper , ... so addictive , not to mention the intuition and synchronicities that manifest 🍷 cheers



Like Reply 3h



 **Jenny Mortell** Admin Top contributor
Great report thanks Stephen, explains it al very succinctly. And keeping things up to date in our memory. I have lots of tensor rings but just drape them over the top of cones hmm. Have you any better suggestions for using them in Plasterite?

Like Reply 3h 

 **Jenny Mortell** Admin Top contributor



Wow Reply 3h   2

 **Stephen Geddes** Admin Top contributor
I have a few Plasterites with Tensor rings on them , ..pendulum indicates will make stronger end piece when incorporated in a plasterite pour

Like Reply 3h  2

 **Jenny Mortell** Admin Top contributor
Stephen Geddes I'll try that next time, thanks.

Like Reply 2h 

[Organize Australia](#)

- [Home](#)

- ["Operation Raindance"](#)
- [Gifting Forum](#)

Topic: The LIFE PILLOW

[Post Reply](#)

Forum Home > Gifting Reports.... > The LIFE PILLOW	
monsoon gecko Member Posts: 142	<p>About time I shared this great new technique...I've been trialing for a couple of months now. It's called Josh's Life Pillow and can be ordered from Joshlifepillow.com</p> <p>Basically, it's a soft leather pouch containing 23 diff. gems, crushed, two rare earths and three herbs. When you pass it over food, water , virtually anything , it reverses the harmful negative spin to a positive within a second. If something is harmful to us , it has a neg. spin, the more poisonous, the stronger the spin. I emailed Josh...was this spin stuff at the electron level or what ?</p> <p>..He replied that a colleague of his former work stated the if you focus a special beam at an object and capture its reflection you can see the spin state. He could see this reversing using the Life Pillow but could not understand why and how quickly this was happening.</p> <p>So what does this mean?</p> <p>By passing the Life Pillow over a substance..within a couple of cm... it will be "purified" . Food tastes wonderful...plain homecooked throw together tastes gourmet....every night ! Take away junkfood....if you like that stuffactually can be eaten safely and taste good ! Water is charged to taste sweet and lively....leaving a crisp tingle on your tongue...totally enjoyable....chlorine taste just disappears</p> <p>The Life Pillow also has a profound benefit to one's health. I took my pillow to school and showed students how to use and passed around. when I mentioned energising water...there was a rush on pillowing their waterbottles...it was just priceless watching their surprised faces when drinking the energised water.. Couple of times there was a fall or accident in the playground...the pillow was held over the pain and eased considerably in a couple of minutes.....the students hunted out the pillow at recess and lunch time to pillow their food...kids are great at trialling stuff...they don't bullshit..</p> <p>My phd science mate stated that he could feel energy travelling up his arm when he held the pillow. He said it might work on energy meridians as in accupuncture points...as the energy centered around a blockage in his shoulder and freed it up ! Then he was totally blown away when we pillowed a glass of water and compared tastes to a second glass.</p> <p>I pillow water used in drinking of course but also for energising water for plaster organite. I sleep with the pillow and have noticed the whites of my eyes much clearer and the red veins shrinking.</p> <p>A friend ordered 2 Pillows through me, after playing with mine, The day I delivered them, she had a painful crinked neck. She sat among the desk full of paperwork , holding one pillow either side of her cup of tea . After about 20 seconds, she moved her head from side to side and said she heard a click and then with a huge smile stated that the pain has vanished. ! !</p> <p>A week later she rang saying how fantastic the pillows were and asked me to order 3 more !!</p> <p>Lucky family and friends I reckon.</p> <p>I've heard many reports of arthritis sufferers reporting relief and symptoms disappearing by using the pillow as a squeeze device in the hand...</p>

	<p>All sounds too good to be true.? I hold a pillow either side of the fuel hose when filling the car... Just scraping the surface for uses of Life Pillow,</p> <p>I'm looking forward to my gourmet meal tonight.....as usual. ! Master Chefs.....eat your heart out.....Ha Ha</p> <p>Further info can be found at.....OrgonitePlus.net</p> <p>Yo.....Enjoy !</p>
	<p>July 8, 2010 at 4:58 AM Flag Quote & Reply</p>
<p>bluegum Member Posts: 107</p>	<p>I have been experimenting with these for a while. Really good for resting or sleeping with to alleviate aches or stiffness, although I recommend doing serious yoga as well.</p> <p>I haven't noticed as much difference with the food, but I drink water that is already well filtered and energised; probably the cherry on top. I also try to cook very healthy vegetarian food which isn't toxic or unhealthy to begin with. I suspect it might be a useful way to amplify conscious energising of food and drink which is good to practice even with out pillows.</p> <p>I have lent mine to a few energy sensitive people I know to play with and they liked it; thought it was more subtle and perhaps worked differently to orgone devices.</p> <p>Testing continues.</p>
	<p>-- The only problem with a closed mind is that you only learn the truth after you've become a victim of it.</p> <p>July 8, 2010 at 7:45 AM Flag Quote & Reply</p>
<p>Josh Member Posts: 27</p>	<p>Hello beautiful Australia This is what was told to me by a chemist friend, he said that by shining a polarize light into any substance, the reflection will show you the direction of the spin, and at this point it would be good to make something clear: the reflection will show the reverse of what is happening within the substance, so if the reflection shows a strong left spin, it means that the substance has a strong right spin , and vice versa. So the statement that I made a while back saying that right spin is good and left spin is not so good is actualy wrong ; it is backward.....but, BUT it is my first mistake this year, so I'm doing OK , and last time that I made a mistake it was.....now lemme see,,,,,,,,,1946.....no 1945:P josh</p>
	<p>July 8, 2010 at 2:37 PM Flag Quote & Reply</p>
<p>monsoon gecko Member Posts: 142</p>	<p>Josh...Ha ha....Thanks for clearing that up, your version sounds better.</p> <p>Yesterday, friend came back from a fishing trip with hand and wrist very swollen from reaction to sandfly bites...uncomfortable and very itchy....Gave her the pillow saying rest this on your hand. She took it home and returned next day...swelling gone down, back to normal.....no anti-histamines.</p>
	<p>July 8, 2010 at 8:37 PM Flag Quote & Reply</p>
<p>bluegum</p>	

Member Posts: 107	<p>Hi Josh...by spin do you mean that there is like a spiral vortex of energy around the food like a mini cyclone or hurricane?</p> <p>Perhaps being in the southern hemisphere, it's reversed and in fact you've led an exemplary life without a single mistake...</p> <p>...hehe. :^]</p>
	<p>--</p> <p>The only problem with a closed mind is that you only learn the truth after you've become a victim of it.</p> <p>July 8, 2010 at 8:38 PM Flag Quote & Reply</p>
Josh Member Posts: 27	<p>bluegum at July 8, 2010 at 8:38 PM</p> <p>Hi Josh...by spin do you mean that there is like a spiral vortex of energy around the food like a mini cyclone or hurricane?</p> <p>Perhaps being in the southern hemisphere, it's reversed and in fact you've led an exemplary life without a single mistake...</p> <p>...hehe. :^]</p> <p>From what I understand it possible to see the the spin from this reflection, so we have the polarized light (not vibrating all over the place as regular light) hitting the substance and bouncing back out, it is only showing the spin down the molecular level, so there is no physical vortex, (gosh my IQ is only 23 and it is a bit of a problem) here is an example</p> <p>The man made ascorbic acid has a left spin, so it is not so good for you, but the vit. C from orange juice has a strong right hand, that makes it OK</p> <p>One thing that help a lot, as you know most medical pills have side affects, you pass the pillow on the pills for a second and they become less noxious</p> <p>Now for this southern hemisphere thingy, if I move there would it reverse all those years of being a dork?, if it is the case, I will make a very large pakage with our politicians in it</p> <p>Well.....for my self.....it would be hard to improve on perfection hA HA HA.....this was really a big joke</p>
	<p>July 9, 2010 at 12:30 PM Flag Quote & Reply</p>
bluegum Member Posts: 107	<p>Dorks are universal...</p> <p>...I think they originated from the far side of Neptune. One of their mantras is "dorks shall inherit the Earth"...apparently later plagerised by another well known text, although debate still continues along the chicken and egg line. \$^]</p>
	<p>--</p> <p>The only problem with a closed mind is that you only learn the truth after you've become a victim of it.</p> <p>July 10, 2010 at 1:55 AM Flag Quote & Reply</p>

monsoon gecko Member Posts: 142	<p>Yo...gifters...Update...a lot has happened since last post, The lady who ordered more pillows reports very happy results. She gifted one fellow who has on going medical problems, regular hospital, major operations, parts taken out, continual pain and ongoing complications...now his life has smoothed out, pain and problems diminished and reports more daily energy and enthusiasm for life.....what a blessing ! He carries it everywhere. She's much the same, along with her husband. He checks his pillow under his pillow..(ha ha) every night in case she's hidden it ! ha ha</p> <p>So I decided to order 6 more pillows for family members. Customs(AQIS) impounded them , possible threat to Aussie agriculture etc..many emails back and forth , (Thanks Josh) At one stage they wanted to radiate..gamma..Josh said not a problem..the pillow works on EMF protection, will probably stuff up machine, but that would take 6 to 8 weeks so I elected to give permission to unstitch and examine contents...they emailed back it's full of powder...Doh, slaps in forehead !... I'd already told them originally, all they'd find is seaweed, sand and powdered minerals. They wanted more info...for the record... so we gave a partial list with which they were happy...thanks again Josh. Eventually , they arrived...worth the hassle as now, anyone else ordering a Pillow or two will get no such problem.</p> <p>Of course..regular gourmet food and tangy water...but recently had a stressful day at school and arrived home with very stiff neck...I could feel a kink coming on and didn't feel like 2 or 3 days of not being able to turn my head without pain. I leaned back on lounge with Pillow on neck for 10 minutes and noticed easing of muscles, then I lowered pillow a bit for a short while, then lowered further for a bit...this process continued a couple of minutes for the rest of my spine untill I got to kidney area... funny...I could feel each vertebrae tingling as the pillow moved down,,,, Next morning, big toilet flush out....gratitude ! On OrgonitePlus.net...they are finding more profound uses. This may be...no....IS the best money I've spent in a long time, seeking techniques that work. ! Enjoy</p>
	<p>September 3, 2010 at 8:28 AM Flag Quote & Reply</p>
	<p>September 7, 2010 at 9:45 PM Flag Quote & Reply</p>
monsoon gecko Member Posts: 142	<p>Interesting info there,,overlordjupiter, Perhaps would have been better as a new post, instead of this pillow thread. Nonetheless, I've played pyramid energy for over 20 years..Made many working models . Even got students experimenting untill irate american mum complained to principal I was teaching metaphysics. ha ha Best research...Initiation by Elizabeth Haich..tells of lady remembering reincarnation of daily life as daughter of pharoh. Amazing, insights into spriritual power they wheeled.. they were a breed of their own. The pharoh drove his chariot with lions, such was spiritual power , as horses were unknown in those days, Really enjoyed the saced geometry insights. The Egyptians built pyramids in Australia at the sites of their early resource collecting colonies...! !. The BG3pendulum,,,looks like modern day electrical with all those round fins. How do you use it ? Like normal pendulum ? Does it rotate specific direction etc: And what effect on food ? Do you wear it ? Expensive but on par with Life Pillow Is other thread called...Wands of Horus...here on OA</p>

	Enjoy
	September 8, 2010 at 9:09 AM Flag Quote & Reply
	September 10, 2010 at 3:30 AM Flag Quote & Reply
monsoon gecko Member Posts: 142	<p>Overlordjupiter...not overly excited by either...usually guardian angel *(ancestor) gives me big shove to trial...</p> <p>So , back to the Life Pillow, As stated in plaster thread, had big week at another local school, covering release time ...many classes , which were mainly sport or making plaster organite.</p> <p>For the plaster, we pillowed the water plus a few waterbottles with students surprised again. Pillowed water is delish-tangy.</p> <p>Sport was indoor hockey with plastic sticks and puck.</p> <p>After picking teams and setting ground rules, I introduced the pillow.</p> <p>Gave a quick description of contents telling students it is an energy device for food , water and pain. I shared examples of pillow's uses, with other school's playground accidents...pain relief...etc</p> <p>Needless to say,</p> <p>the pillow was well passed around and held....several classes..., a few times held over injury..leg, arm, hand etc.</p> <p>....Man... they belt the sh#t out of each other at times.</p> <p>Only a couple of head highs in whole week,,,,always a worry.! Observed red whelt across wrist disappear after 2 minutes pillow. Other minor injuries gone with surprised faces.</p> <p>I try not to take for granted , but when you see pillow in action...wow !</p> <p>Blessings all round.</p> <p>Did I mention Gourmet food ?</p>
	September 11, 2010 at 8:08 AM Flag Quote & Reply
s Member Posts: 8	<p>I recently got bitten by a tick they seem to love me! the feeling isn't exactly mutual though ...</p> <p>it took me a while to remember Josh's life pillow, but when I placed it on my neck (little vampires! the ticks, that is ;)) it really took the grrrr! out of the area</p> <p>I hope to remember the pillow earlier next time better still, I hope there <i>isn't</i> a next time, but that would mean I'd be away from nature and that's not a thought I'd like to entertain for long</p> <p>btw, Stephen, surgery for the young man you sent a pillow for was a lot simpler than ultrasounds, etc anticipated ... and the areas that seemed to be badly affected weren't am still waiting for another update on the nature of the growth removed (16cm x 11cm!) but all is well (so far) considering what was expected ... removal of vital organs ...</p> <p>and the pillow is nicely inconspicuous mothers have a way of making sure their young get their medicine ...</p>
	September 22, 2010 at 11:10 PM Flag Quote & Reply
Josh Member Posts: 27	<p>There is something else to help for various insect bite: amonia, it is very effective on spider bite and all other pest, regular household amonia is all it take.</p> <p>2 years ago I had to treat my lady that had gotten a bite from a 'brown recluse' spider; this is the one where the doc will remove a limb if it has gone to far, a very bad bite, it was at the base of her scull, so we decided not to do the amputation Ha Ha!!!, I will find the herbs that I use and will post the recipe, it still took 3 weeks to have it go away</p>

From <<https://web.archive.org/web/20101020205809/http://orgonizeaustralia.webs.com/apps/forums/topics/show/2969210-the-life-pillow>>

Orgonize Australia

- [Home](#)
- [Gifting Forum](#)
- [Operation Raindance](#)
- [OrgOz Shop!!](#)

Gifting Forum

[Post Reply](#)

<p>Forum Home > Orgonite Development, Research and New Ideas > UCB..Underground Cloudbuster..Awesome orgone !</p>	
<p>1 2 Next »</p>	
<p>monsoon gecko Member Posts: 555</p>	<p>Yo...I've shared these before but deserves its own thread....like the 114 pattern, just AWESOME in creating huge orgone fields / canopy. Not too hard or expensive either.</p> <p>Guys...rain , rain , rain..the frogs outside are singing up a storm..ha ha the mould commeth again....mmm</p> <p>Darwin has over 20 of these UCB's, and lately planted a few more around. Katherine 1, Canberra 2, Sydney 1, sunshine coast 1 and NSWtablelands 1.</p> <p>I'm excited because I've rediscovered the original info that got me originally excited ! eh ?</p> <p>http://www.whale.to/b/invisible_cbs.html</p> <p>Guys this was truly inspirational stuff...then after trialing both types I was blown away. Both seemed to work really well and both have their pros and cons as far as deploying, The ones with larger diameter pipes are stronger and I make the Tb's / Hhg.s with quality quartz and metal etc... made in specific lots of 6.....ready to party you might say..ha ha Remember,.... these devices cover kilometers !! !....like the 114 pattern. ! Photo opportunity !</p> <p>First type of....UCB , special Tb's under pipes, in pre-dug hole v Note the quartz points protrude out of TB..pos point up Hole dug, next template placed over quartz points to centre Tb;s Then backfilled a bit to secure Tb;s in correct position, Then holes in template enlarged to access copper pipes..These sit over the exposed quartz points in Tb's Then bury the lot, template and all, Make sure pipes remain aligned..</p>

	<p>Nearly done. Fill to top... I like to put a piece of shade cloth over the pipes before completely covering, but this is not necessary...nor is it that important if dirt gets in pipes...works regardless.</p> <p>The second Type of UCB....coined The Peacemaker.</p> <p>This is my favourite.. The Tb's sit on top of the pipes which are first hammered into the ground in Hexagon pattern in a shallow hole, allowing Tb's to be covered. Also. the Tb's don't need exposed quartz points, just look like normal Tb....mind you..quality quartz point with pos end up again.</p> <p>v</p> <p>v</p> <p>Done, ready to coverinvisible but powerful</p> <p>These days...I use Hhg size.. and minimum 1 inch diameter copper pipe</p> <p>.I mean, why muck around with piddley stuff for the effort and benefits !</p> <p>To this day, I can drive thru and pick up the orgone field, through each suburb on the town run....no wonder sylphs' playground !</p> <p>Grid your community with these, You won't regret...just awesome !</p> <p>You can watch giant sylphs devour chemtrails like this....and cheer them on !</p> <p>Anyone else have experience of these worth sharing ?</p> <p>From my point of view, a few of these UCB's have taken some time to acclimatise to the rush of orgone, until it converts all the excess DOR, then ticks over in cruise mode, much like the 114 pattern.....2 remarkable devices !</p>
	<p>February 7, 2011 at 8:16 AM Flag Quote & Reply</p>
<p>Shakti</p> <p>Member</p> <p>Posts: 13</p>	<p>They look great!</p> <p>I'd Love to learn more from you</p>
	<p>--</p> <p>"Good poetry makes the Universe reveal a secret..."</p> <p>February 7, 2011 at 7:21 PM Flag Quote & Reply</p>
<p>Kell</p> <p>Member</p> <p>Posts: 30</p>	<p>Hey there monsoon just thinking about the underground cloudbuster.</p> <p>How would you go combining the two types ie</p> <p>Digging your hole as per underground cloudbuster then putting your template in and banging 6 copper tubes in underground to the level of the bottom of the hole - as per the other underground thing - put your TBs on top of the tubes then put back to back the TBs with the crystal up - put 6 more copper tubes up and fill in with dirt right up to the top as per underground cloudbuster - thus you have the two types in one - I wonder how this would effect the power and energy of the device.</p> <p>If you were to do this you could even cast a double TB with one end with the crystal poking out of the top - or recast and join two - I could send you some Mag 1 Titanium/Iron sand that you could use as a high density rein mix to join the two TBs?</p>

	I could send you some types of sand to experiment with
	<p>--</p> <p>August 5, 2011 at 2:38 AM Flag Quote & Reply</p>
Kell Member Posts: 30	<p>At the moment I have the Mag 1 Titanium Iron sand - some 65 million year old beach sand high in Quartz and Rutile - some Mica sand from the same ancient beach and if you want some Murray River sand?</p> <p>I was also wondering about the clear resin top part on some of the Pyramid type devices - I have some pink lakes salt flakes (pink) that might look good mixed into that top bit, but im not sure if salt would be a good addition to Orgonite?</p>
	<p>--</p> <p>August 5, 2011 at 2:51 AM Flag Quote & Reply</p>
monsoon gecko Member Posts: 555	<p>G'day Kell...that Mag 1 sounds a very interesting trial..yes please ! Not sure about salt...can't remember ref to orgonite , but have used with beachsand in plasterite</p> <p>Concerning the combo of UCB's...would be an interesting trial , but I reckon may be overkill...or defeat the purpose as either type alone generates a huge field. I first read of these UCB's, on the Etheric Research forum, which was hacked big time but kicked off again,,,All those old files are available as pdf ? I believe it was Laozu who developed the idea of hidden underground CB,s and someone else developed the model with the Tb's on top of the pipes, They quoted working area of 5 - 10 kilometres !! I can 'feel' my ones around the 1 to 2 kilometer mark... Thus , they are excellent to bury /grid every 5 or 10 kilometres....establishing a large orgone canopy.</p> <p>These UCB's really are bloody beauties...very strong ...and hidden.</p> <p>Oh, almost forgot,,,discovered that one of the 3 UCB's triangling Palmerston had been bulldozed away during recent expansion...will have to deal to that soon....Pick your spot !</p> <p>I've found 1 inch and larger pipes superior to the smaller copper pipes that I first used and teacup Hhg's better with than Tb's for larger pipes.....Cheers</p> <p>Concerning the freeTb's and resin...PM the site owner...Dave Dewhurst</p>
	<p>August 5, 2011 at 9:34 AM Flag Quote & Reply</p>
Kell Member Posts: 30	<p>Interesting - we are looking to protect the entire Sunraysia foodbowl area to begin with - I was wondering what is more powerful - the original 6 tube orgonite type, the torredal type of that, UCBs, Peacemakers, or the water induction one.</p>

	<p>We have 4 properties approximately 10/15 kms apart in 40km line straddling the river that we can put what we like on - then to do a defensive ring approximately 100 kms out we are going to need to do UCBs or Peacemakers as well as specific nasty targets within this zone ie Fluoride water plant and the junction of the mighty Murray and Darling rivers, Murray & Murrumbidgee etc which are very powerful natural ley/energy line vortices.</p> <p>If there is an optimal type for the 4 properties what would it be? - we are going to have to use underground types for most of the others anyway but what would be the optimal long range type for the 4 properties where we can do what we like?</p>
	<p>--</p> <p>August 8, 2011 at 2:35 AM Flag Quote & Reply</p>
monsoon gecko Member Posts: 555	<p>Yo...long range ? I'd go standard croft CB's on the outer properties,..set and forget, apart from periodic empty water from pipes in deluge.. The inner two, perhaps water induction type.. but have to maintain level and change water periodically...or UCB's UCB's of both types good too, cheaper as you can get offcuts from metal recyclers.....the property's sound about the right distance apart for these to be effective ...sort depends on ease of deployment in particular area...ie. do you need to dig big hole or is ground soft enough to bash in a few pipes. ?...the bash in ones with orgonite on top are easiest for me, if the ground is soft !</p> <p>Tb's and Hhg's work well too, in conjunction with outer placement of UCB's when gridding large areas. Just chuck from car or bury every few kilometers.</p> <p>It's the towers and other installations that are important to nail as they are used to manipulate the weather and create that frequency that allows chemtrails to stick.....and like most of Oz, you've had a bit of that recently eh? Bust all them and you are on a runner.</p> <p>Love your enthusiasm...go for it !!!</p>
	<p>August 8, 2011 at 4:18 AM Flag Quote & Reply</p>
Kell Member Posts: 30	<p>About to start installing peacemakers around the area - we need to get to some reasonably high security areas like right out the front of the cop shop/court house and so need to install them quickly and efficiently.</p> <p>Has anyone ever used a cordless drill and wood auger or garden/bulb auger?</p> <p>.From the whale.to site invisible chembusters page</p> <p>Or bulb augers which Don Croft supposedly uses to instal earth pipes -</p> <p>I have read you need a 18 volt 3 amp hour cordless drill minimum - the one I have isnt big enough so ill have to get another one but just wondering if anyone has used these before and has any practical info about them?</p> <p>Also what size copper pipe - 32mm? I think thats 1 1/4 inch round abouts - just need to know so i can get the drill bit a little bit bigger.</p>
	<p>--</p> <p>September 12, 2011 at 11:36 PM Flag Quote & Reply</p>

Kell Member Posts: 30	<p>Heres one I found on ebay - might be to big for the pipe though?</p> <p>Aw damn link wont go in - its under garden earth auger on ebay - its a 24" long 1.75" wide one for \$40</p>
	<p>--</p> <p>September 12, 2011 at 11:59 PM Flag Quote & Reply</p>
monsoon gecko Member Posts: 555	<p>Yo... auger would make sweet work of it...if it works.. Sure beats the heck out of loud bashing, though all depends on how hard the ground is.</p> <p>I tend to bash in a bit of reo bar, wiggle around, remove, to clear the way for the pipes to be hammered home.</p> <p>Use Tb's at close quarters... Peacemakers in a quieter spot..don't need to be on doorstep....after all they kick in at a minimum of a kilometer...10 or more when gridded.</p> <p>I've had 2 bulldozed with ongoing residential expansion...pick you spot.</p> <p>If auger works , would be best bonus..!</p>
	<p>September 13, 2011 at 9:35 AM Flag Quote & Reply</p>
Kell Member Posts: 30	<p>Righto game on - 1st Peacemaker instilled 5 more to go before I run out of Copper pipe.</p> <p>Used 32mm copper pipe "two 6m lengths laboriously hand cut into 1 foot 1 inch lengths " and HHGs made from Whisky glass tumblers haha a Whisky Six.</p> <p>Took a while to get the gear together got a 32mm wood auger that had to be ordered in and got a big Makita 3Ah cordless drill with 1/2" chuck - works a treat almost twists your arm off when it hits clay but is easily strong enough for the job.</p> <p>We made up a template out of cardboard and off we went - took longer than I thought even with the drill, the copper pipes went in easily and only needed a bit of a tap down as the HHGs are quite tall and we needed to get the grass back down on top flat - no worries - just as id finished putting the HHGs on top of the pipes and slung the Grass back on top I heard my sceptical mate say loudly "Awww get f**ked" I looked up to see him looking up - whats up? "all that weird looking cloud that was there a moment ago is gone" I looked and he was right - in only the few minutes we took to place the pipe, place HHGs and sling the grass back on all the shitty looking cloud that was coming in with the weird lenticulars from the south west in waves all day had gone!</p> <p>With the grass back onit looked no different than before accept a sprinkling of red loam on the grass - got a shocking headache now - looks like that baby powered up full belt pretty quick!</p> <p>Hope ill have time to put another one in before I have to go away to work.</p>
	<p>--</p> <p>September 15, 2011 at 9:05 AM Flag Quote & Reply</p>

monsoon gecko Member Posts: 555	<p>Yo..Just got back from pleasant o/nighter in town...Found 3 new towers, one which is in progress...gifted two..need to go back to find how to get to the other.Would love to be a fly on the wall when the turn that new sucker on, only to find it working as a life force generator...ha ha</p> <p>Kell...luv ya man ! My first Peacemaker was deployed out the front of my block near a failed and thus expensive bore..It had 3/4 inch pipe and Tb's.. Every time I stepped outside my metal shed (faraday cage) I was hit by blast of orgone, felt as a strong pressure to my forehead.. This lasted for a day and a half before subsiding. I figure it used up all the excess DOR then went into cruise mode , or I got used to the energy flow..belive the first explanation is more accurate.</p> <p>Similarly, a friend and I set up one in inland northern NSW.. We sat on the verandah enjoying a coldie getting blasted..quite remarkable..you could walk over to the area and turn a 360 slowly and feel not unlike getting a suntan..ha</p> <p>Headache ? yeah , pain in the butt ,but may be a blessing in disguise, ...maybe a cleansing phenomena getting junk out of system..regardless, not a problem when considering the benefits..Always carry a pocket piece around at a minimum.</p> <p>Sky confirmations give me such a rush...when you know what's going down, can't help but going into bliss mode, even before an energised home brew ...ha ha</p> <p>Great report Kell...keep 'em comin' .</p>
	<p>September 16, 2011 at 6:28 AM Flag Quote & Reply</p>
Cloud Walker Member Posts: 44	<p>What a great idea Kell, using wood auger for installing UCB !</p>
	<p>September 20, 2011 at 10:06 AM Flag Quote & Reply</p>
Kell Member Posts: 30	<p>Lot of dry clay ground around here it sometimes takes hours to dig a decent hole - the drill & auger works a treat, i just use a little cardboard template then use the drill on low speed and not on the hammer setting & away you go zing zing zing, slide your 32ml pipe in, dong them a bit deeper or as deep as you can get then with a little garden hand spade carve out a HHg sized hole around the top ot the auger hole copper pipe - sit them on top and cover over, ive found with grass its easier to put the template down and cut a circle out around the edge with a big shovel and lift the whole circle plug of grass out - put the template in the bottom of the dirt circle zing zing zing etc then put the circle back on and water - the grass lives and its forever invisible just sitting there humming away doing great work lightening the mood - raising consciousness by removing inhibitors, cleaning the Earth & Sky of negative energy, turning it to positive for the benifite of all.</p>

	Now I can put a peacemaker in in about 5 minutes total from beginning to end of the process.
	-- September 21, 2011 at 11:45 AM Flag Quote & Reply
Kell Member Posts: 30	Two in the guts of Mildura now about 2/3 clicks apart - putting more in today around the outskirts aways a bit. Forecast is rain next week - and my chemtrail conspiracy friend said they always chemtrail heavily beforehand to break it up - must put more in now. Saw something interesting on the National weather loop this morning - the Newcastle radar was continually beaming out our way WSW and a radar emination apeared out of nowhere just below Mildura beaming East - it maybe Adelaide radar but the beam appears just over the Victorian boarder? Almost looks like they are scanning for something? Maybe looking for the source of whats killing their HAARP and Chemtrails in this area and trying to triangulate its position?
	-- September 21, 2011 at 7:24 PM Flag Quote & Reply
Cloud Walker Member Posts: 44	Hi Kell, You seems to attacked by the negative quite a bit while gifting, may be you should carry a SP with you next time, especially when you gift places like the Masonic lodge.
	 September 22, 2011 at 7:31 AM Flag Quote & Reply
Kell Member Posts: 30	Yes - you mean the DOR headache? Its interesting that people like visitors to town etc often comment on the negative atmosphere around Mildura - it is sitting on two major lay lines and this cant be doing the earth or anyone much good so ive made it my mission to change this if I can. The thing about putting in Peacemakers or even TBing the Mason lodge is the latent amount of negative energy is quite high and hence when installing something a huge DOR rush occurs resulting in Headaches etc - I wonder if there is more to it then that also as I have been that tired I haven't got around to installing anymore PMs yet - just seem to zonk it just as im about to head off and do something? Who knows but im generally a fairly positive person and prefer that outlook and just to do what I can to change things for the better regardless of the consequences for myself, my way of service to the creation as Max would say. I haven't read so much about powered devices but I was thinking just yesterday about the charging device Monsoon has - is it worthwhile to get one to sit near the crystals/orgonite etc while its being made and curing. Id be interested in your opinions about Succor Punches/Powerwands and Orgonite charging devices, Do they work? What are the tangible effects of their operation? What are the benefits? How effective is each device for what you are trying to achieve? Where are the best places to get them from and roughly how much are they? Im fairly new to all this and would appreciate any input anyone has as ive only really studied the basics of Orgonite and thought it my highest priority to begin making it and get it out into the community asap.
	--

	September 22, 2011 at 11:15 AM Flag Quote & Reply
Kell Member Posts: 30	Hrm interesting that post - ive spaced out all the paragraphs out by several lines but it still appears as a great big blob or writing. Ill try and get some pictures for you guys also when im installing the next ones - hopefully tomorrow if I can shake this terrible fatigue.
	-- September 22, 2011 at 11:23 AM Flag Quote & Reply
Kell Member Posts: 30	Another Peacemaker in!
	-- September 23, 2011 at 6:15 AM Flag Quote & Reply
monsoon gecko Member Posts: 555	Yo...Kell , inspiring gifting ...bet Mildura community and surrounds, happier. In the Orgonite development and research section is a thread titled...Succour Punch-Powerwand.. may help... a few photos, too. I always have a powered orgonite on, when pouring and right through the curing... It creates a large orgone field in the immediate area, which enhances and strengthens the orgonite . Similarly, just having a few bits of orgonite on , under the pouring table will do the same job..maybe set up near a water CB or over a UCB.....whatever is available.....it's good practise to create in an orgone field . To get a paragraph, you have to hit return twice.
	September 23, 2011 at 8:39 AM

From <<https://web.archive.org/web/20130419000721/http://orgonizeaustralia.webs.com/apps/forums/topics/show/4197965-ucb-underground-cloudbuster-awesome-orgone->>>

Orgonize Australia

- Home
- Gifting Forum
- Operation Raindance
- OrgOz Shop!!

Gifting Forum

Post Reply

Forum Home > Orgonite Development, Research and New Ideas > PLASTER ORGONITE

1 2 3 Next »

monsoon gecko

Member

Posts: 549 YO...Gifters,....here's a new technique that everyone can try...only limitation...indoor use only !

Info and research from....Orgonite Plus.net

I was very skeptical about this one and posted so. But loving research and trialing...what a surprise ! ! !

I made 3 Hhg plaster orgonites last weekend.

Used a s/steel pyramid, a large martini glass and a tall cylindrical plastic takeaway container.

It was quite a wet mix.. crystals sank to the bottom...even thought it wouldn't harden...poured off half a cm of water that accumulated on top of the moulds during hardening.

Sprayed silicone release in the pyramid and glass...all came out with a couple bangs on table..poured left over plaster into another glass mould and ceramic bowl with no release agent..they came out easily too.!

The important thing here is that I can use all my moulds safely...silicone, glass and s/steel.

Even the giant glass vase for a plaster Broadcaster !

I must share my energy sensitivity....right from the very first Tb's, I could feel the orgone field.

My best description is like a spiritual pressure to my forehead...third eye,,,pineal gland ?

I have made many devices since and each new one takes some time getting used too the strong orgone field..eg.CB's , both standard and induction types,...114 and UCB..underground cloud buster.

PM..peacemaker,,,Those last 3 , I discover from Etheric Research Forum....definitely worth a look !

The 114 , I couldn't go near for a couple of days...it pumped..also brought first helicopter !

Then came the Broadcaster and now Plaster Orgonite....I couldn't believe the energy given off by these 3 plaster Hhg's..a very powerful orgone field.

I used quite a few crystals and minerals..most from previous ebay purchases ...mainly strung chip beads.

The list includes : lapis lazuli. sodalite, tourmaline, kyanite , tiny ruby chips, mica flakes. tiger eye, amethyst, rose quartz, garnet, sugalite, moss agate and turquoise. Also included was a chunky 1 inch Aussie lemurian smokey quartz point. The minerals were all tiny broken pieces , about 3 or 4 of each.

I thought...you beauty...I can make these SAFELY with kids at school...so I spent next day hammering these stones to smaller chips and some powder ! < Of course I saved a few >. This is for 2 reasons:

1. Apparently, smaller pieces and powder work better...so now the largest chip is about 5mm.

2. I'll be making Hhg's with students this week in my favourite teacup size glass moulds...actually a couple of old punchbowl sets.....I want to preserve my resources. I know what kids are like....they'll want to use more than is needed...this way they are limited to a pinch or two of each sample....crazy ! I'm actually looking forward to going to work ! !

Can still feel energy two days later !

So today..off to school loaded up with goodies...Students keen as they are all quite energy sensitive after playing around with quartz, tourmaline and shiva stones.They have used pendulums and can dowse for water. They were all gifted an orgonite pocket piece last Christmas.

So we layed down the ground rules and each student collected 3 or 4 ,pieces each of the 19 samples in their t/away container and in groups of 4 made and poured their Hhg's after my demo...this time I remembered to

include a t/spoon of copper powder in each mix.....all came out great and only 1 broken glass which already had a crack in it,.....they all reported feeling energy when held...good one.

Tomorrow we'll decorate with oxides from old pottery supplies and if dry enough shellac 3 layers.

Don't you wish you had a teacher like me...I sure wish I had ! !

The point here is that anyone can make powerful orgonite without the expense and toxicity of curing

polyester resin....but remember.....no good for outdoor gifting.

Give it a try and post results for all to share.....ENJOY

,

June 8, 2010 at 4:31 AM Flag Quote & Reply

monsoon gecko

Member

Posts: 549 Yo so today arrived at school to happy staff which is normal but noted higher energy. Kids were zooming around all playing together, not the normal layed back morning ! Students enjoyed classwork, actually All participated enthusiastically! WOW.....day flew past and they went home smiling and chatting. The school,s already well gifted but today was an eye opener..!

So, to the Plaster Orgonite,,,,,,still damp,,,we played with them for a while...some confirmed energy when held...couple didn't. I demo..ed a trial with the oxides ...bit tricky...the shellac flakes didn't want to dissolve so

we made another lot of plaster orgonite ! I just wanted to trial my silicone moulds....star, heart and flat top pyramid...all Tb size Made a few extras for staff, Students really loved collecting the raw materials and mixing the plaster and bit of copper powder, The pour came out perfectly..nice shiny surfaces, with bits of crystal colours hinting through.

I wonder if their homes will glow as much as the school did.? Holidays coming up...won't see them till next term.

Next trial....a large plaster Broadcaster.....Enjoy.

June 9, 2010 at 5:58 AM Flag Quote & Reply

monsoon gecko

Member

Posts: 549 PHOTOS

<http://s814.photobucket.com/albums/zz63/monsoongecko/Plaster%20Orgonite%20Trials>

Enjoy

June 10, 2010 at 7:26 AM Flag Quote & Reply

monsoon gecko

Member

Posts: 549 Ok ..so who ran out to grab some plaster and handfull of tumbled stones ?
Come on hands up,,,let count..! mmmmmonly a few ?

Hold on ...I hope I,m not talking to my self.....!

Guess what I made today?

June 12, 2010 at 5:16 AM

Flag Quote & Reply

Rayce

Member

Posts: 98 A plaster caste to donate to the hospital? or a new house?
On a serious note.....could you make TBs with these?

I've been pretty busy with work (15 hour days) so things are slowing down for me. My next lot will be earthpipes,,,,,,as I suspect they are tunnelling below us. Just odd mechanical noises and low rumblings during the night. Highly unusual noises for what we are use to.

A friend also told me they spotted a UFO up north around Stanwell Park (edge of Royal national Park). He was adamant and said it was really moving. Too fast for conventional craft. No pics unfortunately. I've noticed things around that area also.

June 12, 2010 at 5:38 PMFlag Quote & Reply

monsoon gecko

Member

Posts: 549 Yo ...Rayce.....no and no and yes. ! Tb;s definately indoor jobs !

Underground tunnels...wouldn't surprise me at all...wouldn't expect coastal down your way....Bastards...I've heard they criss cross Australia....Earthpipes a good idea! Have fun as usual..ha ha.

Plaster Orgonite Broadcaster....this one you don't need a bucket of salt water.....just an extension cord. These electricity grid broadcasters are the bees knees in orgone generation. They benefit everyone on the powergrid...right back to the source. !

So here's my photobucket essay on how to....enjoy !

<http://s814.photobucket.com/albums/zz63/monsoongecko/Plaster%20Broadcaster%20Trial/>

Comments appreciated.

June 13, 2010 at 12:01 AM [Flag Quote & Reply](#)

Josh

Member

Posts: 28

June 14, 2010 at 8:13 PM [Flag Quote & Reply](#)

Josh

Member

Posts: 28

June 14, 2010 at 8:18 PM [Flag Quote & Reply](#)

Josh

Member

Posts: 28

Look like Josh do not know how to post:roll:

June 14, 2010 at 8:21 PM [Flag Quote & Reply](#)

Josh

Member

Posts: 28

One more time, hello everyone glad to be with Orgonite folks, hello MG:)

June 14, 2010 at 9:54 PM [Flag Quote & Reply](#)

monsoon gecko

Member

Posts: 549 G'day Josh and also Nepi, WELCOME... Good to have your input.,from time to time.

Congradulations on your new website..Orgonite Plus and thankyou for sharing these new techniques that put simple orgonite making in the hands of everyone < even kids > at a minimum cost.....plaster !

June 15, 2010 at 2:57 AM [Flag Quote & Reply](#)

bluegum
Member

Posts: 112 Actually making plaster casts from this matrix would probably heal the bones quicker haha. Try getting a hospital to go along with that!!

This is great MG; how strong do you find these plaster versions?

Hope to have some good news of my own in near future (wish smile faces worked for me :^[)

--

If these disasters tell us anything, it's that the ultimate currency has always been, and will always be altruism...that will count for more than anything during the coming Earth changes. This is the key to global enlightenment.

June 20, 2010 at 8:18 AM Flag Quote & Reply

monsoon gecko

Member

Posts: 549 Yo ...Bluegum...they do seem to be strong, but not like orgonite, but similar...eh?

I can feel a sharp, electrical type buzz when holding orgonite...virtually straight away,
With plaster orgonite, it's subtler.....kind of creeps up on you...but after a while.....really
gets a tingle up when held.....I know I'll be making more. especially at schools, but still
have many gameplans with resin orgonite to complete,

Reccommend everyone trial for yourselves..it's pretty easy and far cheaper than resin.

Bluegum,
Looking forward to your next gifting report.....it's been quite a huge mission.
Still raindancing down your way ?

It's going to be a good year with orgonite.....Goodness, almost half gone already ! !

June 21, 2010 at 9:46 AM Flag Quote & Reply

Josh

Member

Posts: 28 monsoon gecko at June 21, 2010 at 9:46 AM

Yo ...Bluegum...they do seem to be strong, but not like orgonite, but similar...eh?

I can feel a sharp, electrical type buzz when holding orgonite...virtually straight away,
With plaster orgonite, it's subtler.....kind of creeps up on you...but after a while.....really
gets a tingle up when held.....I know I'll be making more. especially at schools, but still
have many gameplans with resin orgonite to complete,

Reccommend everyone trial for yourselves..it's pretty easy and far cheaper than resin.

Bluegum,
Looking forward to your next gifting report.....it's been quite a huge mission.
Still rainedancing down your way ?

It's going to be a good year with orgonite.....Goodness, almost half gone already ! !
MG I have been putting stuff together in favor of the Plasterite, see if it all fit:

The reasons why Plasterite is working,

- we may have enclosed within the plaster body a large amount of microcopic air bubble trap within the matrix, giving us a almost infinite number of resonant cavities

- we also have within the structure of the plaster the whole spectrum of colors that is repeted in every molecules

- we as well, if we are to believe our progressive biology, going toward a more crystalline structure, rather than the carbon base as we are presently

That may be a reason why some feel it and some do not, some folks may already be resonating within a crystalline paradigm:) it may also be why it will have stronger "deplacement ability" (pushing away the dark agenda), I know that here the clouds look more alive than I can recall during my little life, they have so much life in them, as if they are coming from another dimention

josh

June 21, 2010 at 9:43 PMFlag Quote & Reply

monsoon gecko

Member

Posts: 549 This plaster orgonite is getting more interesting all the time.

I note the constant attacks on the david icke forum.

www.davidicke.com/forum/showthread.php?t=121643

These guys seem to pull every excuse imaginable as to why
it can't possible work, but their thinking is limited to what know...

resin orgonite.....me too, untill I bravely experimented ...Ha ha.

They philosophise ? stuff we already know, endlessly in circles, yet can't or stubbornly won't
even make some to trial.....me thinks maybe bribery and corruption
in background...to be so addiment without research or trial...very suspicious.

Josh...not sure about progressive biology going crystalline,,
sounds a bit star trekky....light beings maybe,?

However , I can relate to concept of almost infinite

number of resonant cavities along with the infinite number of nano
size selenite crystals in the plaster matrix.....the more I find out about
selenite, the more wonderous,,,no surprise it's a common additive
in orgonite .

My shellaced plaster Broadcaster's been up and running for 2 days
now...very strong at first...seems to have settled in ...or maybe I
have.....Think I'll shut down the other broadcaster and see if I can
pick up anythingfor a few days.

Poured today in my new tetrahedron moulds...not perfect but keen
to further experiment....they work ok..just need to improve technique.

Play time..ha

Then a few more broadcasters...both kinds.

June 22, 2010 at 8:52 AM [Flag Quote & Reply](#)

Josh

Member

Posts: 28 Hello Stephen, Yea this crystalline progression is a bit striching, but I am grabing at all I can that could give a reason for this working, today I will remove my original broadcaster that I made about 6 years ago, it is a large sphere of Orgonite, It is still in the salt water, so today it will be replaced by a large Plasterite cone:)

June 22, 2010 at 9:51 AM [Flag Quote & Reply](#)

bluegum

Member

Posts: 112 MG...I'd suggest you don't even waste your energy on forums like that Icke one. The reasons are numerous (and I'm sure you're aware of them already); principally, Icke for me is a master stroke for the NWO elitists whether intentional or not. He provides the perfect avenue for many 'truthers' and 'conspiracists' novices who have poor discernment to become involved and quickly trapped in the spider's web that is conspiracy intellectuallism.

You can quickly see from that single thread how egos are being fed by those who think they know better and how they make the age old blunder of not testing for themselves and deferring to what they expertly 'know' as truth.

Reich was brilliant, but like Einstein, not infallable. You think either of those two stuck dogmatically to previous expert's proofs? Too many self labelled conscious/awakened individuals are getting entrenched and stuck in the glue that is conspiracy info wars when that entirely misses the point.

We need to avoid staring at the evil eye and focus our third eye on what contributes to the light. Fighting the servants of darkness is futile and will result in personal catastrophe. Its intention is to draw us into a battle of light over dark...a losing battle for those fool enough to engage in that level of false awareness.

Humility, modesty and quietness while working on your own internal energy state is the way of the Universe while the storm rages over head.

--

If these disasters tell us anything, it's that the ultimate currency has always been, and will always be altruism...that will count for more than anything during the coming Earth changes. This is the key to global enlightenment.

June 23, 2010 at 4:10 AM [Flag Quote & Reply](#)

monsoon gecko

Member

Posts: 549 Aah ha....point taken , Thankyou Bluegum.

June 23, 2010 at 4:28 AM [Flag Quote & Reply](#)

Rayce

Member

Posts: 98 Go Bluegum...couldn't have put it better myself.

There is news afoot about things that all will soon know about as it comes to light.

Hate breeds mistrust breeds doubt breeds misinfomation.

What a wicked web we weave!.

June 23, 2010 at 5:01 AM

[Flag Quote & Reply](#)

bluegum

Member

Posts: 112 Obviously this isn't the most popular forum, but it is about gifting; how we gift, when we gift and where we gift. I think that says it all.

Perhaps that's why it's not so popular because unless you're being and acting, rather than knowing better, this site probably doesn't offer you much. Essentially we're Earth gifters...we don't need no stinking ego wars.

--

If these disasters tell us anything, it's that the ultimate currency has always been, and will always be altruism...that will count for more than anything during the coming Earth changes. This is the key to global enlightenment.

June 23, 2010 at 7:03 AM

[Flag Quote & Reply](#)

[1](#) [2](#) [3](#) [Next »](#)

Organize Australia

- Home
- Gifting Forum
- Operation Raindance
- OrgOz Shop!!

Gifting Forum

Post Reply

Forum Home > Organite Development, Research and New Ideas > PLASTER ORGONITE

« Previous 1 2 3 Next »

Josh

Member

Posts: 28 Thanks Bluegum, this is precious, totally right, the more you fight with evil the stronger it become, I should have seen it early and not engage, I agree with you on all points, my mistake, from now on I will be happy to post here with wonderful people and on my own forum....again thank you

June 23, 2010 at 1:43 PMFlag Quote & Reply

bluegum

Member

Posts: 112 I wasn't directing that post at you Josh. You're more than welcome here anytime.

It was more a general comment on how many forums operate and the mentality they attract. Not a problem here I have found.

--

If these disasters tell us anything, it's that the ultimate currency has always been, and will always be altruism...that will count for more than anything during the coming Earth changes. This is the key to global enlightenment.

June 24, 2010 at 2:09 AM Flag Quote & Reply

monsoon gecko

Member

Posts: 595 G'day all...thought I'd promote Anima-mundi 's latest Ebay deals .

About a week ago he had two different crystal mixes available.

Biggest tease ever for someone trialling Plaster Organite and cheap as.

I bought a couple of each. The one that's been relisted has 8 or 9 crystals.

The other had 20 ! ! I hope that one gets relisted also .

So you can make a decent plaster Hhg for about \$6. That's cheap for an experiment in energy.

Mine haven't arrived yet, maybe Monday.

Another Ebay seller who is aware of organite....Brookfield118 I think...has

some great crystal mixes too.

So , who out there has made some plaster orgonite ? Any results, insights ?

Set up my plaster broadcaster a few days ago.....brought sylphs for 3 days.
Just finished another yesterday.....will have to wait for a week to dry and shellac. enjoy.

June 25, 2010 at 11:51 PM Flag Quote & Reply

monsoon gecko

Member

Posts: 595 Yogifters. Have made some plaster cones using traffic cones.
Made the small one first....seemed very energetic. Then found large
one, just sitting on side of road...as you do ...

I've had these highly energetic and expensive ascension stones that
I've been collecting for some time to trial in orgonite, but have not felt
rushed into using....untill this big cone turned up...wanting to make it
special, I gave it the works even if overkill.

Seems plaster orgonite just needs some beachsand , seasalt and a
few tiny seashells as an additive...not much more, to get a strong
energy...taking down to bare essentials.

Perhaps Josh will share..

Any way, the large cone gave a huge Bovis reading...see OrgonitePlus.net...
Just holding the tip feels like it;s vibrating internallyvery strong.
Glad I played.....here's photobucket essay to enjoy

<http://s814.photobucket.com/albums/zz63/monsoongecko/Plaster%20Cones/>

By the way, large cone took full 20kg bag of plaster and is heaps heavier
when finished.

July 14, 2010 at 8:26 PM Flag Quote & Reply

Josh

Member

Posts: 28 MG, for many years I thought about the best way to make perfect coil, in the perfect direction, left right or in between, finally I found the answer, it
was in my face all along: just pour your Orgonite inside a large sea shell, it is as perfect as you find anywhere, proper direction and absolute PHI ratio, so I did this,
as well as adding hundreds of very small shells inside a larger device, such as a cone...:),
What I figure is that if I get the energy to spin at a perfect phi and perfect direction (like the shells are doing), I feel that the energy will penetrate further, since it

is nature at its best

josh

July 15, 2010 at 6:49 PM Flag Quote & Reply

Josh

Member

Posts: 28 Madame Catherine has just finish the painting on this one, she calls it "consciousness rising"
It is 66cm tall

[IMG]<http://i986.photobucket.com/albums/ae347/Garrigues/004-1.jpg>[/IMG]

[IMG]<http://i986.photobucket.com/albums/ae347/Garrigues/003-2.jpg>[/IMG]

[IMG]<http://i986.photobucket.com/albums/ae347/Garrigues/003-2.jpg>[/IMG]

josh

July 16, 2010 at 10:08 PM Flag Quote & Reply

monsoon gecko

Member

Posts: 595 Bummer.....Josh, can't click on them..no photo.
Luckily you can view them at..OrgonitePlus.net

Just beautiful. Yo

July 17, 2010 at 12:09 AM Flag Quote & Reply

Josh

Member

Posts: 28 monsoon gecko at July 17, 2010 at 12:09 AM

Bummer.....Josh, can't click on them..no photo.

Luckily you can view them at..OrgonitePlus.net

Just beautiful. Yo

Sorry people, I am not sure how to fix it, You are right Stephen, just go on orgoniteplus.net

Mea culpa, mea culpa:P

July 17, 2010 at 12:08 PM Flag Quote & Reply

monsoon gecko

Member

Posts: 595 Yo.....You all asleep ?.....Pretty quiet on the home front..

Thought I'd share some new plaster techniques.. Latest addition to mix is beach sand , sea salt and seashells, the conical type with the internal phi chambers...not the bivalve double shell type. These shells add a sacred geometry phi resonance along with selenite (plaster) resonance cavities as the plaster dries out. Still using multiple gems/crystals , pinch of copper powder and quartz points ..1 for Tb... 5 for Hhg and bigger...bigger the piece the larger the quartz ..3 inches for traffic cone size

Mixing plaster...I use a half size bucket at school and about a litre of water in first, with tablespoon of salt...then sprinkle in a cupful of plaster at a time..after 2 or 3 cups of plaster, I'll add a cupful of sand, then continue sprinkling plaster until a small amount sits on the surface of the water, not dissolving immediately. I turn the bucket and sprinkle around edges also.

When looks like water will take no more, a pinch of copper powder then stir

thoroughly, then pour into moulds.....add seashells, gems and quartz point then top up..will start to harden in about 10 minutes... This amount will make about 6 to 8 Tb's .wash out bucket and stirrer outside...NOT IN SINK or drain ..will block up ! Smaller pieces will come out in couple of hours, larger ,like cone overnight.

<http://i814.photobucket.com/albums/zz63/monsoongecko/DSC01368-1.jpg>

This photo shows latest Plaster Broadcasters...the large one has 40 wraps and the smaller 16 from a 10 metre extension cord. Both organise the electricity grid further than orgonite...they work on a different...higher frequency.

If you're energy sensitive , the large one certainly will give you a rush, probably better off in the shed...trouble is , I live in the shed, ha ha .

It radiates a huge orgone field and takes some getting used to...full on .!

Maybe even physical cleansing...I've had runny nose etc for 4 days !

Brings blue skies and the most amazing sylphs daily..recent chemtails have been disabled by sylphs in a couple of hours....go the sylphs...hey Ray, you still calling up the sylphs...? A great technique..... Made a dozen earthpipes yesterday for future use...how's that underground tunnel busting going ?

Looks like plaster orgonite is like the little nerd in the corner...grows up to be a genius...definitely more than meets the eye here.....Enjoy !

July 25, 2010 at 1:23 AM Flag Quote & Reply

monsoon gecko

Member

Posts: 595 G'day all, town run yesterday, delivered 3 plaster broadcasters to friends' places , 2 replacing the orgonite broadcasters....another trial,

<http://i814.photobucket.com/albums/zz63/monsoongecko/DSC01375.jpg>

Woke this morning to find sylphs covering Darwin's skies,,I greeted and thanked them , then off to the beach to collect shells for their Phi resonance.

After about half an hour and 1/3 bucketfull, a couple of young aboriginal kids along with a young mum , curious, fronted me wanting to know how I was going to use them. I said I was going to put them in energy generators, They seemed interested. I pulled out an orgonite pendant that I carry in my pocket, and gifted her.

Next thing you know, there's 10 little ones collecting shells !!ha

There were a few families camped in the shade at the beach edge...just women and children. I left the bucket,..to the car...back with 10 little hexagon pocket orgonites... All the kids got one and were really excited, I left happy with a bucketfull of shells.. On afterthought...I should have grabbed some Tb's and info sheet for the ladies....missed opportunity Doh !Yo

August 1, 2010 at 5:15 AM Flag Quote & Reply

monsoon gecko

Member

Posts: 595 G,day all, over last week and bit, have made more Plaster Orgonite or Plasterite...take your pick...at another local school. As arrangement would have it, I managed all the senior year 5./6 classes plus a year 1/2...5 all up.

Still using a large array of gem chips and couple of shells, that the students collect in T/away container plus a small quartz point,,,truely a little treasure.

I've watched many compare and really paw over them. ha ha However, we do pour a few more these days ...more moulds,, with only the basic formulae for energy

The bare minimum.....

plaster, water, salt, beach sand.. that's it ! Works !

or add what you're inclined..latest on OrgonitePlus is a couple of drops of iodine to broadcast that frequency.... very interesting !

I like the Phi/sacred geometry resonance of shells.

Back to school...

so we mix up tablespoon of salt , 1-2 litres of pillowed (energised) water, sprinkle in plaster, cup by cup,, after 3 or four cups , add a cup of sand, then more plaster until saturated, stir and pour,,Students add their treasure , then another lot made up, quickly and top up and then pour all extras with basics.

But with one difference...discovered NAG CHAMPA oil on OrgonitePlus forum and been adding that...POOOOWerful,, but smells nice...funny , not one boy complained about it !! and the ladies(teachers) love it.

Yes ...does smell nice , but its been in my hands for 4 days now, despite washing....ha , reckon a few students know what I mean...many of them picked up the tingle when held and loved the getting colder phenomena as it cured (salt).....bit of sideshow physic there...got to be worth another lesson ..ha

Also,for each classroom / teacher , we made large pyramid with all the goodies plus a large 2 inch quality quartz point.....after all . the kids took theirs home ! ! !

Gotta have a bit of energy still around !

A big energising week...looking forward to weekend and not getting up

in the dark !.....Yo.....kotodama (power of the word) means...

to give!.....Yo

September 10, 2010 at 7:15 AM Flag Quote & Reply

monsoon gecko

Member

Posts: 595 Yo....if you're reading this, you've probably followed the whole plaster thread here and on OrgonitePlus.net

Interestingly, on Warrior Matrix, on which I have posted many times is this thread.

<http://warriormatrix.com/about7395.html>

Kirlian Photography....new clever toy

Fascinating enough, especially the "plaster" ...no life force energy...ha ha,

Well that's certainly not my experience. Hundreds of students confirmed.

Plaster broadcasters create huge orgone field !

Sylphs dont lie either....ha ha

Of course , if your business relied on orgonite sales and inovation..would

you recognise plaster, that everyone could make simply and cheaply,?

Not only that ,but huge energy devices.!

Even more interesting, since the weekend, I have been kicked off WM.

Bit of a bummer, as I had a few friends there and shared a lot of info and techniques that worked.. ...you other Aussies,sign up here..say hello

It was a slow process, editing my posts

when ref another forum , Then killing my PM function when I wanted to send some freebies to an Aussie invalid pensioner who was extremely

chemical sensitive,...After promising through his post, I couldn't answer his PM...made me look like a dork.....yeh... that's the part that sucked the most....

Obviously, Sensie reads all the PM's..personal mail,

I guess I,m just another gifter to join the list..Josh from OrgonitePlus, infact nearly all the people who post there and then there's Georg from OrgoniseAfrica..there are many....the list goes on !

So be warned..WM is a very cunning and manipulative shop front...Mate ,I even bought product and sent Dennis and Lena some watercolours of the TOP END .

Loyal customer,friend ? Bullshit.

Totally unprofessional.!

This has been confirmed by others .

Does that surprise anyone ?

Plasterite does work..and very well.

Will share my plaster radionics device soon.

October 18, 2010 at 7:01 AM Flag Quote & Reply

Josh

Member

Posts: 28 Well Monsoon, I think this is an accasion for rejoicing.....have a cold one!!!!!! , I am a little taken by the way the "rank and file" are prostrating them self before Dennie (Sensei), if those people knew the real character of this man, I am certain they would behave differently.

The whole WM show is becoming like a cult where the membre are looking to Sensei as the supreme expert, it is not the case

And here we are, making beautiful Plasterite, we dont sell it, we just give it to anyone and anywhere who needs it, it is so inexpensive to make, it is a pleasure to do, AND ANYONE CAN MAKE VERY LARGE PIECES FOR A FEW DOLLARS.

We dont have to break the bank to make it, we no longer have to breath the fume, we no longer have to break crystals, or even use them since we are making an elixer of them and using that in the mix, we no longer have to use metal.....all together we are doing quite well thank you.....yes a cold one !!!

Josh

October 18, 2010 at 12:12 PM Flag Quote & Reply

monsoon gecko

Member

Posts: 595 Thanks Josh.....Cheers.....had several ..ha ha

So here is the story behind the Plasterite Radionics device trial.

I will try to pull it off OrgonitePlus ..don't want to rewrite... typing takes me for ever.

<http://orgoniteplus.net/Forum/viewtopic.php?f=2&t=799>

ah ha..it worked...must be getting better at the cumputer caper !

So this device pumps energy constantlylucky it is a very pleasant feeling.... still experimenting as you'll see.

But definately a very interesting,....yo

October 19, 2010 at 9:09 AM Flag Quote & Reply

monsoon gecko

Member

Posts: 595 G'day all..just a note on the plasterite radionics device....this is amazing at charging water...leaves a strong tingle on the palate for some time and is absolutely delicious...also, the strong orgone field has not deminished !

Also, recently made heaps of little plasterites at school , Christmas treat, plenty to give as presents...Only the teacup Hhg size contained gems, shells and a quartz piece....personals to keep. The rest only contained beachsand, salt and some nag champa oil for fragrence...Got to say, they are getting better at making and pouring these inexpensive energy devices.

Great productive fun.....Enjoy

December 3, 2010 at 11:22 PM Flag Quote & Reply

Shakti

Member

Posts: 13 I've read page one, and am enjoying the purity ~ I am SO here because this is practical and beautiful.
I love that it's small, and functioning, with no useless, dichotomy banter.

I guess orgone really does eliminate negative energy from within and without!

I'll have more questions, soon, no doubt, and yes, Gecko, I wish I had a teacher like you!

xXx

--

"Good poetry makes the Universe reveal a secret..."

February 8, 2011 at 7:08 PM Flag Quote & Reply

monsoon gecko

Member

Posts: 595 Yo.... mate from OrgonitePlus.net sent me some photos of his plaster research. Aaahhaa....another energy junkie !
The stars, clean and crisp

This home must be a very harmonious place....once you get used to the energy!!

Hey what ? Check out alladin's cave of energy treasures...chi storehouse? ha

Just love those blue cones and check the ventury tower broadcaster...made from many pieces stacked...This is an example of putting theory to the test.Great

research being shared here.

I guess there will be quite a few local happy homes with cone ! ha ha

Good one Gifter...thanks

April 5, 2011 at 9:02 PM [Flag Quote & Reply](#)

monsoon gecko

Member

Posts: 595 Yo...just thought I'd bring the above post to your attention...didn't show on main page....enjoy.....

April 7, 2011 at 3:53 AM [Flag Quote & Reply](#)

monsoon gecko

Member

Posts: 595 And on another footnote, perhaps even more exciting , is that plaster broadcasters, with the extension cord wrap, for the electrical grid.....

seem to repel ants...I noted this quite a while ago...was always plagued by ants coming in for a feed due forgetting to clean up scraps immediately.

I pointed this out to my research mate ...he thought... and then said he didn't have an ant problem anymore too...in fact he was very interested and surprised.

Having stayed on the Qld coast for a few days now , my mate(who also has a broadcaster installed) stated that he doesn't have an ant problem any more

too....when I mentioned the broadcaster's apparent side benefit, he showed me all the old ant trails, that had been a huge headache. So, a huge bonus...whip yourself up a broadcaster, organise your house, the powergrid and the ants ...mate reckons cockroaches have shot through too !

Note; the two brown broadcasters have been painted with shellac, but is not necessary..

Enjoy.....cheers !

October 22, 2011 at 6:44 AM [Flag Quote & Reply](#)

monsoon gecko

Member

Posts: 595 Having posted same on Orgoniteplus, Josh shared similar experience...ants gone, fleas from pets, gone...cockroaches gone.

HOW PROFOUND IS THAT ???

On a different note, about mid last year, I decided to waterproof a mid size cone by painting with a layer of resin, but not the base, as an expt. It sat through cyclone Carlos and the rest of the dry season on a wire rack bench out in the open...I brought inside ,about a year later, to examine and was surprised at how energetic it felt when held....guess it loves the sunlight. The cone had a couple of small blister patches,on the side, the base was a bit crumbly on the edges that got wet but still quite good shape.

So I decided to let some BIG pieces off the leash and get them out of the shed...The radionics device with alternating disks with plain and paramagnetic rock plus the previous mentioned cone was set up and outside surfaces painted with 2 coats of resin

v

Seemed quite happy too.....

Next was the large plaster cone...the first one with the synergy of 12 stones in the top...plus all the extras...the copper powder included in the mix, turned the cone a light shade of green as soon as the resin hit it....2 layers, including the base this time...before I set it up in a beautiful rockery section next to a family pool, I asked the owner if she'd hold the top for a moment to see if she could feel anything...after carefully consideration, she announced a deep kind of vibrating,

much more than the tingle of an orgonite.....mmmm...me too.
vvv

Yo.....there's more than meets the eye with this plasterite and so cheap and easy.....with astounding results.....love it !!!
cheers

October 27, 2011 at 6:21 AM Flag Quote & Reply

« Previous 1 2 3 Next »

You must login to post.

Recent Forum Posts

Water Cloudbuster

by monsoon gecko 2 months ago

OrgonitePlus forum resurrected

by monsoon gecko 3 months ago

On the road again

by monsoon gecko 5 months ago

The LIFE PILLOW

by monsoon gecko 7 months ago

Gifting Forum

Post Reply

Forum Home > Orgonite Development, Research and New Ideas > PLASTER ORGONITE

« Previous 1 2 3 4 Next »

devanshu

Member

Posts: 2 hello to the Plaster-Organite-Team!

I found your stuff first thing this summer and with your info's and the help of Timo, <http://www.energiekegel.de/>, ; I build my peaces and I wax them and drop and bury them everywhere.

- I wondered what the cupper powder was for.
- How does the shellacing work in detail, please?

Here is my film: <http://youtu.be/mTfPQC6EPw>

On 17th November my first cloudbuster was ready. I used a very new way of doing it.

November 24, 2011 at 12:09 PM Flag Quote & Reply

monsoon gecko

Member

Posts: 636 G'day devanshu.....you have an excellent instructional video there...nice.

The shellac was suggested as a natural coating , to make cleaning easy...quick wipe over....and to seal the outer surface as it tends to go a bit powdery over time...I don't think it makes the plaster waterproof, but does give a nice shiney surface using a few coats.

The copper powder was used as additive in the plaster to boost power.....pretty sure it worked to an extent , but how much , not sure.. Similarly, I used many stones and gems....Josh (orgoniteplus.net) suggested putting all those stones in a large jar of water in the sun to capture their essence, so to speak, and use the water in the plaster mix. This seemed a great idea... the same principle applied to gold or gold leaf in the water.

I recently made a couple more plaster broadcasters. The materials :

v

In the bottom left, beachshells with a quartz point, a resin life pillow puck and an orgonite which are incorporated in the mix...The large glass vase supported in a bucket of sand and a separate container of sand with a frequency generator (orgonite powerwand) turned on through the whole curing process.....Still like to use a large quartz point, while I still have them....force of habit..But works without

So water in the bucket first, then sprinkle in the plaster.... for every 3 cups of plaster, one cup of sand...when you see plaster sitting on the surface without sinking straight away, you are ready to stir the mix thoroughly.

Ready to starting broadcasting the electricity grid.....an create a pleasant orgone field to boot.

Cheers

November 26, 2011 at 7:37 AM Flag Quote & Reply

monsoon gecko

Member

Posts: 636 A bit more plaster play in Wagga Wagga

Three broadcasters cleaning the electricity grid

January 10, 2013 at 9:15 PM Flag Quote & Reply

monsoon gecko

Member

Posts: 636 G'day allthere's been quite a few folk exploring the exciting energy of plaster organite of late ...and a few new and innovative techniques explored

Firstly , an interesting video tutorial with great sound track too

https://www.youtube.com/watch?v=C7Wl6gu_pW0&feature=youtu.be

Next, I came across this vid , the author using concrete piecesI must say , I do not agree with most of his philosophies , but the techniques of using the Bernoulli Ring array had me fascinated and excited ,

<https://www.youtube.com/watch?v=7JcKcBuGuPQ#t=2147>

So I knocked up a quick throw together,, using plaster organite techniques of course..... making the tetrahedrons in the corners of cardboard boxes.... came out rough as , but wow...surprisingly energetic ..!!!

Then , through a Face Book group exploring plaster organite, I found this Vid showing how to make very smooth tetrahedron forms...used in Bernoulli arrays.....you beauty !!!

<https://www.youtube.com/watch?v=QXSCd9luSxY>

Next job was to hunt down an older style plastic crate, and took to it with an angle grinder..... this gave me two tetrahedron moulds , .So after a couple of pours ,had my first Bernoulli Ring array.....WOW ... now this did blow me away with energy . easily felt standing nearby.....I did a Bovis reading that spun up around the 40 million mark.....Whoooooa ! now that is something !!!

Each piece weighs around 7 kilos and about 40cm across at the longest length.

The photo shows the plaster Bernoulli Ring and the two plastic moulds used with the remains of the plastic crate

So if you are after a cheap, but extremely strong orgone device, this could be the one to have a play with
Cheers and enjoy

[Orgonize Australia](#)

- [Home](#)
- [Gifting Forum](#)
- [Operation Raindance](#)
- [OrgOz Shop!!](#)

Gifting Forum

[Post Reply](#)

Forum Home > Orgonite Development, Research and New Ideas > PLASTER ORGONITE	
1 2 3 Next »	
monsoon gecko Member Posts: 549	<p>YO...Gifters,....here's a new technique that everyone can try...only limitation...indoor use only !</p> <p>Info and research from....Orgonite Plus.net</p> <p>I was very skeptical about this one and posted so. But loving research and trialing...what a surprise ! ! !</p> <p>I made 3 Hhg plaster organites last weekend.</p> <p>Used a s/steel pyramid, a large martini glass and a tall cylindrical plastic takeaway container.</p>

It was quite a wet mix.. crystals sank to the bottom...even though it wouldn't harden...poured off half a cm of water that accumulated on top of the moulds during hardening.
Sprayed silicone release in the pyramid and glass...all came out with a couple bangs on table..poured left over plaster into another glass mould and ceramic bowl with no release agent..they came out easily too.!

The important thing here is that I can use all my moulds safely...silicone, glass and s/steel.
Even the giant glass vase for a plaster Broadcaster !

I must share my energy sensitivity....right from the very first Tb's, I could feel the orgone field.
My best description is like a spiritual pressure to my forehead...third eye,,,pineal gland ?
I have made many devices since and each new one takes some time getting used too the strong orgone field..eg.CB's , both standard and induction types,...114 and UCB..underground cloud buster.
PM..peacemaker,,,Those last 3 , I discover from Etheric Research Forum....definitely worth a look !
The 114 , I couldn't go near for a couple of days...it pumped..also brought first helicopter !
Then came the Broadcaster and now Plaster Orgonite....I couldn't believe the energy given off by these 3 plaster Hhg's..a very powerful orgone field.

I used quite a few crystals and minerals..most from previous ebay purchases ...mainly strung chip beads.
The list includes : lapis lazuli. sodalite, tourmaline, kyanite , tiny ruby chips, mica flakes. tiger eye, amethyst, rose quartz, garnet, sugalite, moss agate and turquoise. Also included was a chunky 1 inch Aussie lemurian smokey quartz point. The minerals were all tiny broken pieces , about 3 or 4 of each.

I thought...you beauty...I can make these SAFELY with kids at school...so I spent next day hammering these stones to smaller chips and some powder ! < Of course I saved a few >. This is for 2 reasons:
1, Apparently, smaller pieces and powder work better...so now the largest chip is about 5mm.
2. I'll be making Hhg's with students this week in my favourite teacup size glass moulds...actually a couple of old punchbowl sets.....I want to preserve my resources. I know what kids are like....they'll want to use more than is needed...this way they are limited to a pinch or two of each sample....crazy ! I'm actually
looking forward to going to work ! !
Can still feel energy two days later !

So today..off to school loaded up with goodies...Students keen as they are all quite energy sensitive after playing around with quartz, tourmaline and shiva stones.They have used pendulums and can dowse for water. They were all gifted an orgonite pocket piece last Christmas.
So we layed down the ground rules and each student collected 3 or 4 ,pieces each of the 19 samples in their t/away container and in groups of 4 made and poured their Hhg's after my demo...this time I remembered to include a t/spoon of copper powder in each mix.....all came out great and only 1 broken glass which already had a crack in it,.....they all reported feeling energy when held...good one.
Tomorrow we'll decorate with oxides from old pottery supplies and if dry enough shellac 3 layers.

Don't you wish you had a teacher like me...I sure wish I had ! !

The point here is that anyone can make powerful orgonite without the expense and toxicity of curing polyester resin....but remember.....no good for outdoor gifting.

Give it a try and post results for all to share.....ENJOY

,

	<p>June 8, 2010 at 4:31 AM Flag Quote & Reply</p>
<p>monsoon gecko Member Posts: 549</p>	<p>Yo so today arrived at school to happy staff which is normal but noted higher energy. Kids were zooming around all playing together, not the normal layed back morning ! Students enjoyed classwork, actually All participated enthusiastically! WOW.....day flew past and they went home smiling and chatting. The school,s already well gifted but today was an eye opener..!</p> <p>So, to the Plaster Orgonite,,,,,still damp,,we played with them for a while...some confirmed energy when held...couple didn't. I demo..ed a trial with the oxides ...bit tricky...the shellac flakes didn't want to dissolve so</p> <p>we made another lot of plaster orgonite ! I just wanted to trial my silicone moulds....star, heart and flat top pyramid...all Tb size Made a few extras for staff, Students really loved collecting the raw materials and mixing the plaster and bit of copper powder, The pour came out perfectly..nice shiny surfaces, with bits of crystal colours hinting through.</p> <p>I wonder if their homes will glow as much as the school did.? Holidays coming up...won't see them till next term.</p> <p>Next trial....a large plaster Broadcaster.....Enjoy.</p>
	<p>June 9, 2010 at 5:58 AM Flag Quote & Reply</p>
<p>monsoon gecko Member Posts: 549</p>	<p>PHOTOS</p> <p>http://s814.photobucket.com/albums/zz63/monsoongecko/Plaster%20Orgonite%20Trials</p> <p>Enjoy</p>
	<p>June 10, 2010 at 7:26 AM Flag Quote & Reply</p>
<p>monsoon gecko Member Posts: 549</p>	<p>Ok ..so who ran out to grab some plaster and handfull of tumbled stones ? Come on hands up,,,let count..! mmmmmonly a few ?</p> <p>Hold on ...I hope I,m not talking to my self.....!</p> <p>Guess what I made today?</p>
	<p>June 12, 2010 at 5:16 AM Flag Quote & Reply</p>
<p>Rayce</p>	

Member Posts: 98	<p>A plaster caste to donate to the hospital? or a new house? On a serious note.....could you make TBs with these?</p> <p>I've been pretty busy with work (15 hour days) so things are slowing down for me. My next lot will be earthpipes,,,,,,as I suspect they are tunnelling below us. Just odd mechanical noises and low rumblings during the night. Highly unusual noises for what we are use to. A friend also told me they spotted a UFO up north around Stanwell Park (edge of Royal national Park). He was adamant and said it was really moving. Too fast for conventional craft. No pics unfortunately. I've noticed things around that area also.</p>
	<p>June 12, 2010 at 5:38 PM Flag Quote & Reply</p>
monsoon gecko Member Posts: 549	<p>Yo ...Rayce.....no and no and yes. ! Tb;s definately indoor jobs !</p> <p>Underground tunnels...wouldn't surprise me at all...wouldn't expect coastal down your way....Bastards...I've heard they criss cross Australia....Earthpipes a good idea! Have fun as usual..ha ha.</p> <p>Plaster Orgonite Broadcaster....this one you don't need a bucket of salt water.....just an extension cord. These electricity grid broadcasters are the bees knees in orgone generation. They benefit everyone on the powergrid...right back to the source. !</p> <p>So here's my photobucket essay on how to....enjoy !</p> <p>http://s814.photobucket.com/albums/zz63/monsoongecko/Plaster%20Broadcaster%20Trial/</p> <p>Comments appreciated.</p>
	<p>June 13, 2010 at 12:01 AM Flag Quote & Reply</p>
Josh Member Posts: 28	
	<p>June 14, 2010 at 8:13 PM Flag Quote & Reply</p>
Josh Member Posts: 28	
	<p>June 14, 2010 at 8:18 PM Flag Quote & Reply</p>
Josh Member Posts: 28	<p>Look like Josh do not know how to post:roll:</p>
	<p>June 14, 2010 at 8:21 PM Flag Quote & Reply</p>

Josh Member Posts: 28	One more time, hello everyone glad to be with Orgonite folks, hello MG:)
	June 14, 2010 at 9:54 PM Flag Quote & Reply
monsoon gecko Member Posts: 549	G'day Josh and also Nepi, WELCOME... Good to have your input.,from time to time. Congradulations on your new website..Orgonite Plus and thankyou for sharing these new techniques that put simple orgonite making in the hands of everyone < even kids > at a minimum cost.....plaster !
	June 15, 2010 at 2:57 AM Flag Quote & Reply
bluegum Member Posts: 112	<p>Actually making plaster casts from this matrix would probably heal the bones quicker haha. Try getting a hospital to go along with that!!</p> <p>This is great MG; how strong do you find these plaster versions?</p> <p>Hope to have some good news of my own in near future (wish smilie faces worked for me :^[)</p>
	<p>--</p> <p>If these disasters tell us anything, it's that the ultimate currency has always been, and will always be altruism...that will count for more than anything during the coming Earth changes. This is the key to global enlightenment.</p> <p>June 20, 2010 at 8:18 AM Flag Quote & Reply</p>
monsoon gecko Member Posts: 549	<p>Yo ...Bluegum...they do seem to be strong, but not like orgonite, but similar...eh?</p> <p>I can feel a sharp, electrical type buzz when holding orgonite...virtually straight away, With plaster orgonite, it's subtler.....kind of creeps up on you...but after a while.....really gets a tingle up when held.....I know I'll be making more. especially at schools, but still have many gameplans with resin orgonite to complete,</p> <p>Reccommend everyone trial for yourselves..it's pretty easy and far cheaper than resin.</p> <p>Bluegum, Looking forward to your next gifting report.....it's been quite a huge mission. Still raindancing down your way ?</p> <p>It's going to be a good year with orgonite.....Goodness, almost half gone already ! !</p>
	June 21, 2010 at 9:46 AM Flag Quote & Reply
Josh Member Posts: 28	<p>monsoon gecko at June 21, 2010 at 9:46 AM</p> <p>Yo ...Bluegum...they do seem to be strong, but not like orgonite, but similar...eh?</p> <p>I can feel a sharp, electrical type buzz when holding orgonite...virtually straight away, With plaster orgonite, it's subtler.....kind of creeps up on you...but after a while.....really</p>

gets a tingle up when held.....I know I'll be making more. especially at schools, but still have many gameplans with resin orgonite to complete,

Reccommend everyone trial for yourselves..it's pretty easy and far cheaper than resin.

Bluegum,

Looking forward to your next gifting report.....it's been quite a huge mission.

Still raindancing down your way ?

It's going to be a good year with orgonite.....Goodness, almost half gone already ! !

MG I have been putting stuff together in favor of the Plasterite, see if it all fit:

The reasons why Plasterite is working,

- we may have enclosed within the plaster body a large amount of microcopic air bubble trap within the matrix, giving us a almost infinite number of resonant cavities

- we also have within the structure of the plaster the whole spectrum of colors that is repeted in every molecules

- we as well, if we are to believe our progressive biology, going toward a more crystalline structure, rather than the carbon base as we are presently

That may be a reason why some feel it and some do not, some folks may already be resonating within a crystalline paradigm:) it may also be why it will have stronger "deplacement ability" (pushing away the dark agenda), I know that here the clouds look more alive than I can recall during my little life, they have so much life in them, as if they are coming from another dimention

josh

June 21, 2010 at 9:43 PM [Flag Quote & Reply](#)

[monsoon gecko](#)

Member

Posts: 549

This plaster orgonite is getting more interesting all the time.

I note the constant attacks on the david icke forum.

www.davidicke.com/forum/showthread.php?t=121643

These guys seem to pull every excuse imaginable as to why it can't possible work, but their thinking is limited to what know...

resin orgonite....me too, untill I bravely experimented ...Ha ha.

They philosophise ? stuff we already know, endlessly in circles, yet can't or stubbornly won't even make some to trial.....me thinks maybe bribery and corruption in background...to be so addiment without research or trial...very suspicious.

Josh...not sure about progressive biology going crystalline,, sounds a bit star trekky....light beings maybe,?

However , I can relate to concept of almost infinite number of resonant cavities along with the infinite number of nano size selenite crystals in the plaster matrix....the more I find out about selenite, the more wonderous,,,no surprise it's a common additive in orgonite .

My shellaced plaster Broadcaster's been up and running for 2 days now...very strong at first...seems to have settled in ...or maybe I have.....Think I'll shut down the other broadcaster and see if I can pick up anythingfor a few days.

	<p>Poured today in my new tetrahedron moulds...not perfect but keen to further experiment....they work ok..just need to improve technique. Play time..ha Then a few more broadcasters...both kinds.</p>
	<p>June 22, 2010 at 8:52 AM Flag Quote & Reply</p>
Josh Member Posts: 28	<p>Hello Stephen, Yea this crystalline progression is a bit striching, but I am grabing at all I can that could give a reason for this working, today I will remove my original broadcaster that I made about 6 years ago, it is a large sphere of Orgonite, It is still in the salt water, so today it will be replaced by a large Plasterite cone:)</p>
	<p>June 22, 2010 at 9:51 AM Flag Quote & Reply</p>
bluegum Member Posts: 112	<p>MG...I'd suggest you don't even waste your energy on forums like that Icke one. The reasons are numerous (and I'm sure you're aware of them already); principally, Icke for me is a master stroke for the NWO elitists whether intentional or not. He provides the perfect avenue for many 'truthers' and 'conspiracists' novices who have poor discernment to become involved and quickly trapped in the spider's web that is conspiracy intellectuallism.</p> <p>You can quickly see from that single thread how egos are being fed by those who think they know better and how they make the age old blunder of not testing for themselves and deferring to what they expertly 'know' as <i>truth</i>.</p> <p>Reich was brilliant, but like Einstein, not infallable. You think either of those two stuck dogmatically to previous expert's proofs? Too many self labelled conscious/awakened individuals are getting entrenched and stuck in the glue that is conspiracy info wars when that entirely misses the point.</p> <p>We need to avoid staring at the evil eye and focus our third eye on what contributes to the light. Fighting the servants of darkness is futile and will result in personal catastrophe. Its intention <i>is</i> to draw us into a battle of light over dark...a losing battle for those fool enough to engage in that level of false awareness.</p> <p>Humility, modesty and quietness while working on your own internal energy state is the way of the Universe while the storm rages over head.</p> <p>--</p> <p>If these disasters tell us anything, it's that the ultimate currency has always been, and will always be altruism...that will count for more than anything during the coming Earth changes. This is the key to global enlightenment.</p> <p>June 23, 2010 at 4:10 AM Flag Quote & Reply</p>
monsoon gecko Member Posts: 549	<p>Aah ha....point taken , Thankyou Bluegum.</p>
	<p>June 23, 2010 at 4:28 AM Flag Quote & Reply</p>
Rayce	

Member Posts: 98	Go Bluegum...couldn't have put it better myself. There is news afoot about things that all will soon know about as it comes to light. Hate breeds mistrust breeds doubt breeds misinfomation. What a wicked web we weave!!.
	June 23, 2010 at 5:01 AM Flag Quote & Reply
bluegum Member Posts: 112	Obviously this isn't the most popular forum, but it <i>is</i> about <u>gifting</u> ; <i>how</i> we <u>gift</u> , <i>when</i> we <u>gift</u> and <i>where</i> we <u>gift</u> . I think that says it all. Perhaps that's why it's not so popular because unless you're <i>being</i> and <i>acting</i> , rather than <i>knowing</i> better, this site probably doesn't offer you much. Essentially we're Earth gifters...we don't need no stinking ego wars.
	-- If these disasters tell us anything, it's that the ultimate currency has always been, and will always be altruism...that will count for more than anything during the coming Earth changes. This is the key to global enlightenment. June 23, 2010 at 7:03 AM Flag Quote & Reply
1 2 3 Next »	

You must [login](#) to post.

[Recent Forum Posts](#)



[Ancient Pyramids as Orgone Accumulators](#)

by [monsoon gecko](#) 23 hours ago



[Using Lime Hydrate for Plasterite?](#)

by [monsoon gecko](#) 9 days ago



[PLASTER ORGONITE](#)

by [monsoon gecko](#) 9 days ago



[Differences Between Orgone Energy & Orgonite Explained](#)

by [Comfreya](#) 9 days ago

[More...](#)

[Featured Products](#)

No featured products

[Newest Members](#)

From <<https://web.archive.org/web/20130120111305/http://orgonizeaustralia.webs.com/apps/forums/topics/show/2789984-plaster-organite>>

[Orgonize Australia](#)

- [Home](#)
- [Gifting Forum](#)
- [Operation Raindance](#)
- [OrgOz Shop!!](#)

[Gifting Forum](#)

[Post Reply](#)

Forum Home > Orgonite Development, Research and New Ideas > PLASTER ORGONITE	
« Previous 1 2 3 Next »	
Josh Member Posts: 28	Thanks Bluegum, this is precious, totally right, the more you fight with evil the stronger it become, I should have seen it early and not engage, I agree with you on all points, my mistake, from now on I will be happy to post here with wonderful people and on my own forum.....again thank you
	June 23, 2010 at 1:43 PM Flag Quote & Reply
bluegum Member Posts: 112	I wasn't directing that post at you Josh. You're more than welcome here anytime. It was more a general comment on how many forums operate and the mentality they attract. Not a problem here I have found.
	-- If these disasters tell us anything, it's that the ultimate currency has always been, and will always be altruism...that will count for more than anything during the coming Earth changes. This is the key to global enlightenment. June 24, 2010 at 2:09 AM Flag Quote & Reply
monsoon gecko Member Posts: 595	G'day all...thought I'd promote Anima-mundi 's latest Ebay deals . About a week ago he had two different crystal mixes available. Biggest tease ever for someone trialling Plaster Orgonite and cheap as. I bought a couple of each. The one that's been relisted has 8 or 9 crystals. The other had 20 ! ! I hope that one gets relisted also . So you can make a decent plaster Hhg for about \$6. That's cheap for an experiment in energy. Mine haven't arrived yet, maybe Monday. Another Ebay seller who is aware of orgonite....Brookfield118 I think...has some great crystal mixes too. So , who out there has made some plaster orgonite ? Any results, insights ? Set up my plaster broadcaster a few days ago.....brought sylphs for 3 days. Just finished another yesterday.....will have to wait for a week to dry and shellac. enjoy.
	June 25, 2010 at 11:51 PM Flag Quote & Reply
monsoon gecko Member	Yogifters. Have made some plaster cones using traffic cones.

Posts: 595	<p>Made the small one first....seemed very energetic. Then found large one, just sitting on side of road...as you do ...</p> <p>I've had these highly energetic and expensive ascension stones that I've been collecting for some time to trial in organite, but have not felt rushed into using....until this big cone turned up...wanting to make it special, I gave it the works even if overkill.</p> <p>Seems plaster organite just needs some beachsand , seasalt and a few tiny seashells as an additive...not much more, to get a strong energy...taking down to bare essentials.</p> <p>Perhaps Josh will share..</p> <p>Any way, the large cone gave a huge Bovis reading...see OrganitePlus.net... Just holding the tip feels like it;s vibrating internallyvery strong. Glad I played.....here's photobucket essay to enjoy</p> <p>http://s814.photobucket.com/albums/zz63/monsoongecko/Plaster%20Cones/</p> <p>By the way, large cone took full 20kg bag of plaster and is heaps heavier when finished.</p>
	<p>July 14, 2010 at 8:26 PM Flag Quote & Reply</p>
Josh Member Posts: 28	<p>MG, for many years I thought about the best way to make perfect coil, in the perfect direction, left right or in between, finally I found the answer, it was in my face all along: just pour your Organite inside a large sea shell, it is as perfect as you find anywhere, proper direction and absolute PHI ratio, so I did this, as well as adding hundreds of very small shells inside a larger device, such as a cone....),</p> <p>What I figure is that if I get the energy to spin at a perfect phi and perfect direction (like the shells are doing), I feel that the energy will penetrate further, since it is nature at its best</p> <p>josh</p>
	<p>July 15, 2010 at 6:49 PM Flag Quote & Reply</p>
Josh Member Posts: 28	<p>Madame Catherine has just finish the painting on this one, she calls it "consciousness rising"</p> <p>It is 66cm tall</p> <p>[IMG]http://i986.photobucket.com/albums/ae347/Garrigues/004-1.jpg[/IMG]</p> <p>[IMG]http://i986.photobucket.com/albums/ae347/Garrigues/003-2.jpg[/IMG]</p> <p>[IMG]http://i986.photobucket.com/albums/ae347/Garrigues/003-2.jpg[/IMG]</p> <p>josh</p>
	<p>July 16, 2010 at 10:08 PM Flag Quote & Reply</p>
monsoon gecko Member	<p>Bummer.....Josh, can't click on them..no photo.</p>

Posts: 595	<p>Luckily you can view them at..OrgonitePlus.net</p> <p>Just beautiful. Yo</p>
	<p>July 17, 2010 at 12:09 AM Flag Quote & Reply</p>
Josh Member Posts: 28	<p>monsoon gecko at July 17, 2010 at 12:09 AM</p> <p>Bummer.....Josh, can't click on them..no photo.</p> <p>Luckily you can view them at..OrgonitePlus.net</p> <p>Just beautiful. Yo</p> <p>Sorry people, I am not sure how to fix it, You are right Stephen, just go on orgoniteplus.net</p> <p>Mea culpa, mea culpa:P</p>
	<p>July 17, 2010 at 12:08 PM Flag Quote & Reply</p>
monsoon gecko Member Posts: 595	<p>Yo.....You all asleep ?.....Pretty quiet on the home front..</p> <p>Thought I'd share some new plaster techniques.. Latest addition to mix is beach sand , sea salt and seashells, the conical type with the internal phi chambers...not the bivalve double shell type. These shells add a sacred geometry phi resonance along with selenite (plaster) resonance cavities as the plaster dries out. Still using multiple gems/crystals , pinch of copper powder and quartz points ..1 for Tb... 5 for Hhg and bigger...bigger the piece the larger the quartz ..3 inches for traffic cone size</p> <p>Mixing plaster...I use a half size bucket at school and about a litre of water in first, with tablespoon of salt...then sprinkle in a cupful of plaster at a time..after 2 or3 cups of plaster, I'll add a cupful of sand, then continue sprinkling plaster untill a small amount sits on the surface of the water, not dissolving immediately. I turn the bucket and sprinke around edges also.</p> <p>When looks like water will take no more, a pinch of copper powder then stir thoroughly, then pour into moulds.....add seashells, gems and quartz point then top up..will start to harden in about 10 minutes... This amount will make about 6 to 8 Tb's .wash out bucket and stirrer outside...NOT IN SINK or drain ..will block up ! Smaller pieces will come out in couple of hours, larger ,like cone overnight.</p> <p>http://i814.photobucket.com/albums/zz63/monsoongecko/DSC01368-1.jpg</p> <p>This photo shows latest Plaster Broadcasters...the large one has 40 wraps and the smaller 16 from a 10 metre extension cord. Both orgonise the electricity grid further than orgonite...they work on a different...higher frequency.</p> <p>If you're energy sensitive , the large one certainly will give you a rush, probably better off in the shed...trouble is , I live in the shed, ha ha .</p> <p>It radiates a huge orgone field and takes some getting used to...full on .!</p> <p>Maybe even physical cleansing...I've had runny nose etc for 4 days !</p> <p>Brings blue skies and the most amazing sylphs daily..recent chemtails have been disabled by sylphs in a couple of hours....go the sylphs...hey Ray, you still calling up the sylphs...? A great technique..... Made a dozen earthpipes yesterday for future use...how's that underground tunnel busting going ?</p> <p>Looks like plaster orgonite is like the little nerd in the corner...grows up to be a genius...definatly more than meets the eye here.....Enjoy !</p>
	<p>July 25, 2010 at 1:23 AM Flag Quote & Reply</p>
monsoon gecko Member	<p>G'day all, town run yesterday, delivered 3 plaster broadcasters to friends' places , 2 replacing the orgonite broadcasters.....another trial,</p>

Posts: 595	<p>http://i814.photobucket.com/albums/zz63/monsoongecko/DSC01375.jpg</p> <p>Woke this morning to find sylphs covering Darwin's skies,,I greeted and thanked them , then off to the beach to collect shells for their Phi resonance. After about half an hour and 1/3 bucketfull, a couple of young aboriginal kids along with a young mum , curious, fronted me wanting to know how I was going to use them. I said I was going to put them in energy generators, They seemed interested. I pulled out an orgonite pendant that I carry in my pocket, and gifted her. Next thing you know, there's 10 little ones collecting shells !!ha</p> <p>There were a few families camped in the shade at the beach edge...just women and children. I left the bucket,..to the car...back with 10 little hexagon pocket orgonites... All the kids got one and were really excited, I left happy with a bucketfull of shells.. On afterthough...I should have grabbed some Tb's and info sheet for the ladies.....missed opportunity Doh !Yo</p>
	<p>August 1, 2010 at 5:15 AM Flag Quote & Reply</p>
<p>monsoon gecko</p> <p>Member</p> <p>Posts: 595</p>	<p>G,day all, over last week and bit, have made more Plaster Orgonite or Plasterite...take your pick...at another local school. As arrangement would have it, I managed all the senior year 5./6 classes plus a year 1/2...5 all up.</p> <p>Still using a large array of gem chips and couple of shells, that the students collect in T/away container plus a small quartz point,,,truely a little treasure.</p> <p>I've watched many compare and really paw over them. ha ha However, we do pour a few more these days ...more moulds,, with only the basic formulae for energy</p> <p>The bare minimum.....</p> <p>plaster, water, salt, beach sand.. that's it ! Works !</p> <p>or add what you're inclined..latest on OrgonitePlus is a couple of drops of iodine to broadcast that frequency.... very interesting !</p> <p>I like the Phi/sacred geometry resonance of shells.</p> <p>Back to school...</p> <p>so we mix up tablespoon of salt , 1-2 litres of pillowed (energised) water, sprinkle in plaster, cup by cup,, after 3 or four cups , add a cup of sand, then more plaster until saturated, stir and pour,,Students add their treasure , then another lot made up, quickly and top up and then pour all extras with basics.</p> <p>But with one difference...discovered NAG CHAMPA oil on OrgonitePlus forum and been adding that...POOOWWerful,, but smells nice...funny , not one boy complained about it !! and the ladies(teachers) love it.</p> <p>Yes ...does smell nice , but its been in my hands for 4 days now, despite washing....ha , reckon a few students know what I mean...many of them picked up the tingle when held and loved the getting colder phenomena as it cured (salt).....bit of sideshow physic there...got to be worth another lesson ..ha</p> <p>Also,for each classroom / teacher , we made large pyramid with all the goodies plus a large 2 inch quality quartz point.....after all . the kids took theirs home ! ! ! Gotta have a bit of energy still around !</p> <p>A big energising week...looking forward to weekend and not getting up in the dark !.....Yo.....kotodama (power of the word) means...to give!.....Yo</p>
	<p>September 10, 2010 at 7:15 AM Flag Quote & Reply</p>
<p>monsoon gecko</p> <p>Member</p> <p>Posts: 595</p>	<p>Yo....if you're reading this, you've probably followed the whole plaster thread here and on OrgonitePlus.net</p> <p>Interestingly, on Warrior Matrix, on which I have posted many times is this thread.</p> <p>http://warriormatrix.com/about7395.html</p> <p>Kirlian Photography....new clever toy</p> <p>Fascinating enough, especially the "plaster" ...no life force energy...ha ha,</p> <p>Well that's certainly not my experience. Hundreds of students confirmed.</p> <p>Plaster broadcasters create huge orgone field !</p> <p>Sylphs dont lie either....ha ha</p> <p>Of course , if your business relied on orgonite sales and inovation..would you recognise plaster, that everyone could make simply and cheaply,?</p> <p>Not only that ,but huge energy devices.!</p>

	<p>Even more interesting, since the weekend, I have been kicked off WM. Bit of a bummer, as I had a few friends there and shared a lot of info and techniques that worked.. ...you other Aussies,sign up here..say hello</p> <p>It was a slow process, editing my posts when ref another forum , Then killing my PM function when I wanted to send some freebies to an Aussie invalid pensioner who was extremely chemical sensitive,..After promising through his post, I couldn't answer his PM...made me look like a dork.....yeh... that's the part that sucked the most....</p> <p>Obviously, Sensie reads all the PM's..personal mail, I guess I,m just another gifter to join the list..Josh from OrgonitePlus, infact nearly all the people who post there and then there's Georg from OrgoniseAfrica..there are many....the list goes on !</p> <p>So be warned..WM is a very cunning and manipulative shop front...Mate ,I even bought product and sent Dennis and Lena some watercolours of the TOP END . Loyal customer,friend ? Bullshit.</p> <p>Totally unprofessional.!</p> <p>This has been confirmed by others .</p> <p>Does that surprise anyone ?</p> <p>Plasterite does work..and very well.</p> <p>Will share my plaster radionics device soon.</p>
	<p>October 18, 2010 at 7:01 AM Flag Quote & Reply</p>
<p>Josh Member Posts: 28</p>	<p>Well Monsoon, I think this is an accasion for rejoicing.....have a cold one!!!!!! , I am a little taken by the way the "rank and file" are prostrating them self before Dennie (Sensei), if those people knew the real character of this man, I am certain they would behave differently.</p> <p>The whole WM show is becoming like a cult where the membre are looking to Sensei as the supreme expert, it is not the case</p> <p>And here we are, making beautiful Plasterite, we dont sell it, we just give it to anyone and anywhere who needs it, it is so inexpensive to make, it is a pleasure to do, AND ANYONE CAN MAKE VERY LARGE PIECES FOR A FEW DOLLARS.</p> <p>We dont have to break the bank to make it, we no longer have to breath the fume, we no longer have to break crystals, or even use them since we are making an elixer of them and using that in the mix, we no longer have to use metal.....all together we are doing quite well thank you.....yes a cold one !!!</p> <p>Josh</p>
	<p>October 18, 2010 at 12:12 PM Flag Quote & Reply</p>
<p>monsoon gecko Member Posts: 595</p>	<p>Thanks Josh.....Cheers.....had several ..ha ha</p> <p>So here is the story behind the Plasterite Radionics device trial.</p> <p>I will try to pull it off OrgonitePlus ..don't want to rewrite... typing takes me for ever.</p> <p>http://orgoniteplus.net/Forum/viewtopic.php?f=2&t=799</p> <p>ah ha...it worked...must be getting better at the computer caper !</p> <p>So this device pumps energy constantlylucky it is a very</p>

pleasant feeling.... still experimenting as you'll see.
But definately a very interesting,....yo

October 19, 2010 at 9:09 AM [Flag Quote & Reply](#)

[monsoon gecko](#)

Member
Posts: 595

G'day all..just a note on the plasterite radionics device....this is amazing at charging water...leaves a strong tingle on the palate for some time and is absolutely delicious...also, the strong orgone field has not deminished !



Also, recently made heaps of little plasterites at school , Christmas treat, plenty to give as presents...Only the teacup Hhg size contained gems, shells and a quartz piece....personals to keep. The rest only contained beachsand, salt and some nag champa oil for fragrance...Got to say, they are getting better at making and pouring these inexpensive energy devices.





Great productive fun.....Enjoy

December 3, 2010 at 11:22 PM [Flag Quote & Reply](#)

[Shakti](#)

Member
Posts: 13

I've read page one, and am enjoying the purity ~ I am SO here because this is practical and beautiful.
I love that it's small, and functioning, with no useless, dichotomy banter.

I guess orgone really does eliminate negative energy from within and without!

I'll have more questions, soon, no doubt, and yes, Gecko, I wish I had a teacher like you!
xXx

--

"Good poetry makes the Universe reveal a secret..."

February 8, 2011 at 7:08 PM [Flag Quote & Reply](#)

[monsoon gecko](#)

Member
Posts: 595

Yo.... mate from OrgonitePlus.net sent me some photos of his plaster research. Aaahhaa...another energy junkie !
The stars, clean and crisp





This home must be a very harmonious place....once you get used to the energy!!





Hey what ? Check out alladin's cave of energy treasures...chi storehouse? Ha

Hey what ? Check out alladin's cave of energy treasures...chi storehouse? Ha



Just love those blue cones and check the ventury tower broadcaster....made from many pieces stacked...This is an example of putting theory to the test.Great research being shared here.

I guess there will be quite a few local happy homes with cone ! ha ha


Good one Gifter...thanks

April 5, 2011 at 9:02 PM [Flag Quote & Reply](#)

[monsoon gecko](#)

Member

Yes... just thought I'd bring the above post to your attention... didn't show on main page... enjoy

	<p>April 5, 2011 at 9:02 PM Flag Quote & Reply</p>
<p>monsoon gecko Member Posts: 595</p>	<p>Yo...just thought I'd bring the above post to your attention...didn't show on main page....enjoy.....</p>
	<p>April 7, 2011 at 3:53 AM Flag Quote & Reply</p>
<p>monsoon gecko Member Posts: 595</p>	<p>And on another footnote, perhaps even more exciting , is that plaster broadcasters, with the extension cord wrap, for the electrical grid..... seem to repel ants...I noted this quite a while ago...was always plagued by ants coming in for a feed due forgetting to clean up scraps immediately. I pointed this out to my research mate ...he thought... and then said he didn't have an ant problem anymore too...in fact he was very interested and surprised. Having stayed on the Qld coast for a few days now , my mate(who also has a broadcaster installed) stated that he doesn't have an ant problem any more too....when I mentioned the broadcaster's apparent side benefit, he showed me all the old ant trails, that had been a huge headache. So, a huge bonus...whip yourself up a broadcaster, organise your house, the powergrid and the ants ...mate reckons cockroaches have shot through too !</p>
	



Note; the two brown broadcasters have been painted with shellac, but is not necessary..
Enjoy.....cheers !

October 22, 2011 at 6:44 AM [Flag Quote & Reply](#)

[monsoon gecko](#)

Member

Posts: 595

Having posted same on Orgoniteplus, Josh shared similar experience...ants gone, fleas from pets, gone...cockroaches gone.
HOW PROFOUND IS THAT ???

On a different note, about mid last year, I decided to waterproof a mid size cone by painting with a layer of resin, but not the base, as an expt. It sat through cyclone Carlos and the rest of the dry season on a wire rack bench out in the open...I brought inside ,about a year later, to examine and was surprised at how energetic it felt when held.....guess it loves the sunlight. The cone had a couple of small blister patches, on the side, the base was a bit crumbley on the edges that got wet but still quite good shape.

So I decided to let some BIG pieces off the leash and get them out of the shed...The radionics device with alternating disks with plain and paramagnetic rock plus the previous mentioned cone was set up and outside surfaces painted with 2 coats of resin

v





Seemed quite happy too.....

Next was the large plaster cone...the first one with the synergy of 12 stones in the top...plus all the extras...the copper powder included in the mix, turned the cone a light shade of green as soon as the resin hit it....2 layers, including the base this time...before I set it up in a beautiful rockery section next to a family pool, I asked the owner if she'd hold the top for a moment to see if she could feel anything...after careful consideration, she announced a deep kind of vibrating, much more than the tingle of an organite.....mmmm...me too.

Vvvv





Yo.....there's more than meets the eye with this plasterite and so cheap and easy.....with astounding results.....love it !!!
Cheers

October 27, 2011 at 6:21 AM [Flag Quote & Reply](#)

[« Previous](#) [1](#) [2](#) [3](#)
[Next »](#)

You must [login](#) to post.

[Recent Forum Posts](#)

[Water Cloudbuster](#)

by [monsoon gecko](#) 2 months ago

[OrgonitePlus forum resurrected](#)

by [monsoon gecko](#) 3 months ago

[On the road again](#)

by [monsoon gecko](#) 5 months ago

[The LIFE PILLOW](#)

by [monsoon gecko](#) 7 months ago

From <<https://web.archive.org/web/20150614002738/http://orgonizeaustralia.webs.com/apps/forums/topics/show/2789984-plaster-organite?page=2>>

Gifting Forum

[Post Reply](#)

[Forum Home](#) > [Orgonite Development, Research and New Ideas](#) > PLASTER
ORGONITE

[« Previous](#) [1](#) [2](#) [3](#) [4](#) [Next »](#)



[devanshu](#)
Member
Posts: 2

hello to the Plaster-Organite-Team!
I found your stuff first thing this summer and with your info's and the help of Timo, <http://www.energiekegel.de/>; I build my pieces and I wax them and drop and bury them everywhere. 😊

- I wondered what the copper powder was for.
- How does the shellacing work in detail, please?

Here is my film: <http://youtu.be/mTfPFQC6EPw>

On 17th November my first cloudbuster was ready. I used a very new way of doing it.

November 24, 2011 at 12:09 PM [Flag Quote & Reply](#)



[monsoon gecko](#)
Member
Posts: 636

G'day devanshu.....you have an excellent instructional video there...nice.
The shellac was suggested as a natural coating , to make cleaning easy...quick wipe over....and to seal the outer surface as it tends to go a bit powdery over time...I don't think it makes the plaster waterproof, but does give a nice shiney surface using a few coats.





The copper powder was used as additive in the plaster to boost power.....pretty sure it worked to an extent , but how much , not sure.. Similarly, I used many stones and gems....Josh (orgoniteplus.net) suggested putting all those stones in a large jar of water in the sun to capture their essence, so to speak, and use the water in the plaster mix. This seemed a great idea... the same principle applied to gold or gold leaf in the water. I recently made a couple more plaster broadcasters. The materials :

v



I n the bottom left, beachshells with a quartz point, a resin life pillow puck and an orgonite which are incorporated in the mix...The large glass vase supported in a bucket of sand and a seperate container of sand with a frequency generator (orgonite powerwand) turned on through the whole curing process.....Still like to use a large quartz point, while I still have them...force of habit..But works without So water in the bucket first, then sprinkle in the plaster.... for every 3 cups of plaster.... one cup of sand...when you see plaster sitting on the surface without sinking straight away, you are ready to stir the mix thoroughly.



Ready to starting broadcasting the electricity grid.....an create a pleasant orgone field to boot.



Cheers

November 26, 2011 at 7:37 AM [Flag Quote & Reply](#)



[monsoon gecko](#)

Member

Posts: 636

A bit more plaster play in Wagga Wagga







Three broadcasters cleaning the electricity grid

January 10, 2013 at 9:15 PM [Flag Quote & Reply](#)



[monsoon gecko](#)

Member

Posts: 636

G'day allthere's been quite a few folk exploring the exciting energy of plaster organite of late ...and a few new and innovative techniques explored

Firstly , an interesting video tutorial with great sound track too

https://www.youtube.com/watch?v=C7Wl6gu_pW0&feature=youtu.be

Next, I came across this vid , the author using concrete piecesI must say , I do not agree with most of his philosophies , but the techniques of using the Bernoulli Ring array had me fascinated and excited ,

<https://www.youtube.com/watch?v=7JcKcBuGuPQ#t=2147>

So I knocked up a quick throw together,, using plaster organite techniques of course..... making the tetrahedrons in the corners of cardboard boxes.... came out rough as , but wow...surprisingly energetic ..!!!



Then , through a Face Book group exploring plaster organite, I found this Vid showing how to make very smooth tetrahedron forms...used in Bernoulli arrays.....you beauty !!!

<https://www.youtube.com/watch?v=QXSCd9luSxY>

Next job was to hunt down an older style plastic crate, and took to it with an angle grinder..... this gave me two tetrahedron moulds , .So after a couple of pours ,had my first Bernoulli Ring array.....WOW ... now this did blow me away with energy . easily felt standing nearby.....I did a Bovis reading that spun up around the 40 million mark.....Whooooa ! now that is something !!!

Each piece weighs around 7 kilos and about 40cm across at the longest length.

The photo shows the plaster Bernoulli Ring and the two plastic moulds used with the remains of the plastic crate



So if you are after a cheap, but extremely strong orgone device, this could be the one to have a play with
Cheers and enjoy

From <<https://web.archive.org/web/20210630095135/https://orgonizeaustralia.webs.com/apps/forums/topics/show/2789984-plaster-organite?page=3>>

Forum Home > Gifting Reports > On the road again	
« Previous 1 2	
monsoon gecko Member Posts: 543	Rankin Springs Then the run into Hay....Chemtrails everywhere ...the powerwand helping but totally over powered , untill I stop for an hour or two, then clears the sky of thewhole town area,,,,very exciting...many of the towers appear to have a DOR line ,,,,must By Kell and his mate ...they've been busy and Hay
	November 21, 2012 at 11:22 PM Flag Quote & Reply

	<p>November 21, 2012 at 11:22 PM Flag Quote & Reply</p>
<p>monsoon gecko Member Posts: 543</p>	<p>Yo....parked up for the night and had an inkling to keep the powerwand running.Next morning woke to see sylphs at play overhead,,,in the other direction 3 or4 chemtrails already,,, the sylphs moved over in attack mode and started neutralising them...the sky turned to sludge for a while then cleared to blue with sylphs riding proud above</p> <p>Good squence eh ? sylph battle chemtrails...live action...I was cheering them on....Haha</p>
	<p>November 23, 2012 at 2:53 AM Flag Quote & Reply</p>
<p>monsoon gecko Member Posts: 543</p>	<p>G'day....Made it to Mildura ok and met up with Kell..Totally grateful ...stayed a few days ..nice to get off the H/way ...Noted a blue hole over Mildura , despite the massive ongoing chemtrail campaign...seemed they were trying to cover the hole with CT's...of course the sky would turn to sludge but within a couple of hours or so, the opening reappeared with heaps of sylph activity..obviously, Kell's and his mates massive gifting efforts over Sunraysia have created a strong orgone canopy over the whole region</p> <p>So we played techniques, poured a few and even had a small workshop for a few budding orgoneers...I scored half a bucket of black titanium sand and the same of tiny quartz that is a byproduct of the titanium extraction....really looking forward to experiment with these ,,the orgonite that Kell had made with the titanium seemed very energetic...We sorted out a couple of people with orgonite who were having terrible troubles with smart meters either installed at their place or in the neighbours ...Kell had this very expensive looking RF meter which he used to measure the output of the smart meters ..</p> <p>.Mate can you post that utube clip sometime ?..Bloody hell ...4 big off the scale hits in just 30 seconds...scarey stuff...no wonder people are having terrible heart palpitations and sleep dramas...well the orgonite helped one fellow get a decent night's sleep ..hope to get feedback from the other lady and her son. who was suffering headaches out of the blue</p> <p>Kell had to head back to work and I headed out , to gift Mildura to Wagga waggaGreat to see daily sylphs over Mildura and surrounds</p> <p>Thanks Kell....great meeting up with you ...an informative and enlightening time</p>
	<p>November 30, 2012 at 7:04 PM Flag Quote & Reply</p>
<p>monsoon gecko Member Posts: 543</p>	<p>The day I leftwhat a novelty...45C heat. all the way...no aircon either...drank heaps of water all day ..had the powerwand fired up on the dashboard..in the distance . low layers of dirty cloud gradually changed to sylphs to keep me company ? for most of the trip...by the time they were over head..looked.just beautiful framed in a deep blue sky...the picture doesn't do justice</p> <p>All the roadside repeater towers that were accessible were gifted and all the towers in the towns also sorted</p> <p>Will make posts short as this is the second attempt...getting hacked ..computer freezing</p>
	<p>November 30, 2012 at 8:07 PM Flag Quote & Reply</p>
<p>monsoon gecko Member Posts: 543</p>	<p>Bloody hot....had to race back to get my thongs on one occassion , the ground was burning...long sections of the highway literally had melting bituman....Made a short detour after spotting this one in the distance...good score too..turned out to have electricity station attatched ...a couple extra Tb's</p> <p>A storm front followed me...at one stage though about hanging back to let it catch up for the cooling relief , but pressed on to get to Wagga before dark</p>

	November 30, 2012 at 8:13 PM Flag Quote & Reply
monsoon gecko Member Posts: 543	Another detour.....Yanco weir and yanco river scored Tb's...always good to hit water catchments At Narrandera...found a brand new water tank and of course a tower next to it , plus a couple of other towers in town... From there to Waggaa sky ful of CT's which stopped the rain front reaching Wagga ...got lost in town but rescued in the dark and totally enjoyed a shower , feed and a well deserved coldie.....mmm... a very interesting and productive day
	November 30, 2012 at 8:31 PM Flag Quote & Reply
Snicker Member Posts: 8	TOPS - absolutley TOPS
	November 30, 2012 at 10:56 PM Flag Quote & Reply
monsoon gecko Member Posts: 543	Wagga is partially gifted with several towers flipped and a couple of other gifters' CB's operational, creating an orgone canopy with sylphs active daily...nice to see, despite regular chemtrail hammering , especially when weather fronts head in from the west.. I've been fortunate to have a friend of a friend let me pour a few in the backyard...was down to 6 Tb's , so stocks of gifters back on line Made two lots of these ,,,70 at a time and another lot of phone buttons, about 60 all up The black tops are the titanium oxide sands from Smythstar...also a half bucket of tiny quartz chips...thanks Kell Lastly, a few resin life pillow charging plates, handsize and pocket pieces ready to go...only problem is , that's the last of the clear resin for a while untill I' find a new source closeby Cheers
	December 14, 2012 at 6:51 PM Flag Quote & Reply
monsoon gecko Member Posts: 543	Yo.....22nd December and all is well....here's a selection of gifted sites from Wagga Wagga... These last two on the same hill.... a large array.. Top of the westpac bank And lastly, Angela Forman's Gourmet Soap Kitchen.....not only has a fantastic array of handmade specialty soaps and organic products , but a variety of orgonite too.....definatly worth dropping in if you're near Wagga...Thanks Angela..... Cheers
	December 21, 2012 at 10:43 PM Flag Quote & Reply
« Previous 1 2	

You must [login](#) to post.

From <<https://web.archive.org/web/20130107043839/http://orgonizeaustralia.webs.com/apps/forums/topics/show/6508806-on-the-road-again?page=last>>





































































































































































































































































Gifting Forum


[Post Reply](#)

Forum Home > Orgonite Development, Research and New Ideas > Sungazing using Orgonite or Plasterite?	
 Comfrey Member	<p>Just recently I've come across Sungazing. It appears to be quite the underground movement at the moment. I came across it whilst looking for info for feeding, growing, and activating the pineal gland.</p> <p>This is a good little doco from youtube but I would also recommend the movie length Eat The Sun for more info.</p> <p>http://www.youtube.com/watch?v=m60latH_UFc</p>

Posts: 27	<p>http://www.youtube.com/watch?v=7m0d4t1-01c</p> <p>However what is really interesting me at the moment is to use plasterite or orgonite devices to stand on when sun gazing. The practice calls for standing on bare earth or beach sand (is best) when looking at the sun for maximum solar charging. My thought is that by using orgonite/plasterite you'd be turbo boosting the effects and/or minimising any kind of damage??</p> <p>I've been sun gazing using beach sand for the last couple of weeks and have noticed quite a large boost to my sluggish circulation and the half moons on my fingernails are coming back. I've also only been doing it a couple times a week for a few minutes at sunset. (no harmful UV lights then)</p> <p>I have a mold for a charging plate, and am thinking of making two with plasterite to stand on.... perhaps imprinting my bare foot while its still wet. I'm quite excited thinking about it.</p>
	<p>--</p> <p>The most important thing is to love, and with passion.</p> <p>October 2, 2012 at 1:21 AM Flag Quote & Reply</p>
 monsoon gecko Member Posts: 636	<p>Yo.....Comfreya...my mate Cloud Walker put me onto sungazing a while back,</p> <p>Good energy... bit hard to get the sunrise blastunless I'm fishing ..ha</p> <p>My place surrounded by bush , so the horizon a bit high, but I can get a couple to a few minutes regularly,,,often when I'm collecting the day's orgonite pour to take to the freezer.....glass and s/steel moulds</p> <p>Certainly does charge you up.....highly recommended !</p> <p>The extra charge from plasterite or orgonite plate has my interest very innovative....might have to trial that one....love a good rush, eh ?</p> <p>cheers with a sylph</p> <p>Looking forward to your adventure.....exciting times we share !</p>
	<p>October 5, 2012 at 6:46 AM Flag Quote & Reply</p>
 Comfreya Member Posts: 27	<p>Thanks so much Monsoon! Will let you know how it goes.</p> <p>👍</p>
	<p>October 6, 2012 at 9:40 PM Flag Quote & Reply</p>
 Ziff Member Posts: 17	<p>Hi Comfreya, I've been interested also in doing whatever is possible to activate the pineal gland, I must look into sungazing, as I've never tried that. What I do know is that one needs to stop ingesting flouride, as it calcifies the pineal gland and can take time to decalcify it. Also very important to chelate all heavy metals already in the system, plus go organic as pesticides add to that load. Im not assuming you arent aware of all this, just mentioning it in case you or others on this forum arent aware of these things, as I believe its so important that as many people as possible decalcify their pineal glands and develop their third eye. Researching a good form of zeolite, consuming corriander, getting a structured water unit, taking some sort of colloidal mineral mix, eating organic, learning about the acid alkaline balance in foods and keeping ones system from being over acidic, plus</p>

	<p>intent, meditation, working with crystals,chakra clearing,sungazing etc. I dont claim to know a lot, this is just info I've read to date and been implementing. The healthier our bodies, the higher we can raise our frequency. Orgonite seems to play a huge role in all that too. I've been making organite all this last month, and definately experienced feeling its beneficial on an energy level. Ive been thinking all day how great it would be to start making plasterite garden features with the gardenite plaster 😊</p> <p>It appears to be a teracota colour looking at the picture online. (see link in my previous comment) Exciting times we share indeed Monsoon Gecko</p>
	<p>--</p> <p>October 13, 2012 at 11:11 AM Flag Quote & Reply</p>
 <p>Ziff Member Posts: 17</p>	<p>as an after thought, I recommend watching part two onwards of David Wolfes talk on calcium part two onwards, he goes into detail about ways hes found to decacify 'bad calcium' out of our bodies. I'd give you the link if I werent having computer glitches! In all my years of reading up on health, I've never heard this info anywhere else, really worth watching. If I can I'll post a link tomorrow.</p>
	<p>--</p> <p>October 13, 2012 at 11:26 AM Flag Quote & Reply</p>
 <p>monsoon gecko Member Posts: 636</p>	<p>Nice one Ziff....great share. Appears David Wolfe has quite a few shows worth looking at... Not sure if this is the one , but for me, confirmed a few points Removing Toxins http://www.youtube.com/watch?v=N94VyyCdbXM&feature=relmfu</p> <p>Sungazing...I find myself part time on that,,often caught up in something else, wrong location , or missed it by that much ,but when on the days I do get it together, always a warm rush of gratitude feels the best way to descibe.</p> <p>cheers and enjoy</p>
	<p>October 15, 2012 at 3:08 AM Flag Quote & Reply</p>
 <p>Comfrey Member Posts: 27</p>	<p>Thanks Ziff, They were all excellent points and suggestions. I've had all my mercury fillings removed and replaced a few years ago, did the coriander and zeolite flush, as well as keep away from fluoride and eating organic.</p> <p>I've also been drinking honegar regularly after reading 'Folk Medicine' by DC Jarvis. He was a country GP in the 50's who was humble enough to learn the amazing remedies of apple cider vinegar and honey and how they affect the body. In short his theory is that it gives the extracellular fluid (fluid between cells, not the blood) a natural organic acid wash. Cleaning out calcium deposits from the soft tissues and putting them back into the hard tissues like teeth and bones. It was a great read.</p> <p>There is also a lot of new research and study on vitamin K2, which shows that it does the same thing regarding putting calcium into the bones and out of the soft tissues. It works really well in combination with both vitamins A and D. Weston Price webpage has tons of info worth looking into if you're</p>



	<p>interested to learn more about K2. :-)</p> <p>Interestingly enough, even though I've been on a healthy nourishing diet for the last six years, my circulation was still not good, and I would get cold hands and feet quite easily. I also suspect some thyroid issue. After one particular session of sungazing, I had a nice warming soup and then felt like my whole body was washed over with fire. A nice full body hot flush. I haven't had cold hands or feet since, and I've also noticed the little half moons on my fingers are starting to make a return. (another symptom of bad circulation among other things) So I definitely recommend sungazing! Vinny Pinto seems to have the most grounded approach from all the Sungazing sites I've found so far.</p> <p>I still haven't got around to making my plasterite foot charging plate yet, but I have been thinking about it for ages now. Been busy with teaching dance, trying to keep the house in some kind of order as well as enjoying my bubs.</p> <p>I really like David Wolfe too, will see if I can find the clip you're talking about, as well as checking out Monsoons link above. Cheers Monsoon! I think you're brilliant by the way.</p> <p>Have a wonderful week, Comfreya </p>
	<p>October 21, 2012 at 12:54 AM Flag Quote & Reply</p>
 Ziff Member Posts: 17	<p>Hi Comfreya, thanks for mentioning the apple cider and raw honey I must get that into me. I'm very keen on all things health, the other things you mentioned about vitamin K2 sound interesting too..... I read health stuff like others read novels so love to hear about things I have not come across yet.</p> <p>RE sungazing, I read a bit on the site you mentioned and realize I've often just instinctively sungazed or cloud sky and sun gazing... early morning and or before sun set when the sun is least intense. I think it's a primal thing that many are drawn to do without even consciously realizing its beneficial physically... here's the link to the calcium talk, I posted part two as he chats in part one then starts giving bits of info in between his chatting from part two onwards :) I love his enthusiasm. Sounds like the decalcification is a huge part of the health puzzle, not just of the pineal but the whole system. fascinating and empowering info.</p> <p>http://www.youtube.com/watch?feature=endscreen&NR=1&v=wpWIKJMNr04</p> <p>also for any interested, here's the link for waterproof plaster... there must be places one could find it in other capitals to save on postage, I just haven't made time to look into it.</p> <p>http://www.amcsupplies.com.au/index.php?main_page=product_info&products_id=4</p> <p>I can have a tendency to wander off topic in these sort of forums, so I'll leave it at that for now. aww this site is so full of awesome beings and wonderful info thanks for all the wonderful things shared in these forums!</p>
	<p>--</p> <p>October 23, 2012 at 6:54 AM Flag Quote & Reply</p>
 Comfreya Member Posts: 27	<p>Hey Ziff,</p> <p>another health/foody kindred spirit!!! Thanks for the link to the David Wolfe video. I found his allegory of the faucet tap and calcium in the arteries very similar to what DC Jarvis wrote. I didn't watch the other vids on calcium as I think he's missing the point by saying to not ingest calcium, and that its harmful and needs eradicating from the body. There is a much simpler biochemical solution which maintains abundant health when followed wisely, imo.</p> <p>DC Jarvis likened calcium build up to that of hot water jugs with deposit on the metal coils. He writes that the local wisdom would put some vinegar in with the water and boil several times. The acidity causes the calcium to go 'into solution', which is then easily removed. His experiments on the local dairy herds using apple cider vinegar in their feed produced cows with the tenderest meat, and little to no parasites. His records on people were</p>



	<p>equally as impressive, and he had a lot of first hand research and studies within his general practice.</p> <p>He maintained that calcium goes solid in an alkaline environment. (if you've ever made ormus you'll understand!) and then settles where it is not supposed to - the soft tissues -arteries etc. causing stiffness and problems. Acidifying the intercellular fluid with natural organic acidic foods (very important) will dissolve the calcium into solution and back into the blood stream. He advised to do this at every meal, and generally throughout the day to keep the calcium in solution. This is with one teaspoon each of apple cider vinegar and one of honey, mixed with water. I also drink kombucha and other such drinks.</p> <p>From there, the vitamin K2 is the key which 'locks' onto the 'in solution' calcium, taking them into the bones and teeth where it belongs. In turn this builds greater resistance to tooth decay, stronger teeth and bones, and keeps the arteries, organs and all soft tissues exactly that - soft and flexible, as they should be.</p> <p>This is my own understanding of putting 2 and 2 together. I hope its coherent enough!</p> <p>Highly recommend Weston Price and Mercola for more info on K2. Also if you can get your hands on 'Nutrition and Physical Degeneration' by Weston A Price, I highly recommend it.</p> <p>Personally I find David Wolfe, Dr Schulze and a lot of the raw food v*ans very spot on for detoxing and cleansing of the body, but very lacking for maintaining and building strong bodies. For that Weston Price is my guru. You put the two together and you'll live to 150, disease free active and lively to the end!! At least that's my goal... AND then there's all the fun you can have with orgone, sungazing and subtle energies.. FUN!</p> <p>Cheers, Comfreya. </p>
	<p>--</p> <p>The most important thing is to love, and with passion.</p>





From <[https://web.archive.org/web/20210630091724/https://orgonizeaustralia.webs.com/apps/forums/topics/show/8148953-sungazing-using-organite-or-plasterite->](https://web.archive.org/web/20210630091724/https://orgonizeaustralia.webs.com/apps/forums/topics/show/8148953-sungazing-using-organite-or-plasterite-)


Gifting Forum




[Post Reply](#)

Forum Home > Organite Development, Research and New Ideas > Water Cloudbuster	
1 2 Next »	
 Cloud Walker Member Posts: 44	<p>I have built two Water Cloudbuster (WCB) , one with coper tubes and other aluminium tubes, both work very efficeintly, much bettern than the standard Croft CB, and lots cheaper and easier to make.</p> <p>please see this link for detail http://orgoniteplus.net/Forum/viewtopic.php?f=5&t=849&start=10</p>
	<p>March 20, 2011 at 3:09 AM Flag Quote & Reply</p>
 monsoon gecko Member	<p>Yes thankyou Cloud Walker.....sylphs since you installed eh ? Please enjoy photos of your Water CB's.....work on induction principle !</p> <p>About 20 Tb's And the aluminium pipe model just as strong</p>

Posts: 636	<p>And the aluminum pipe model...just as strong.</p> <p>Excellent ...strongest orgone field I've felt from a CB...oh, and sylphs don't lie ! That original research again.....thanks Dan, and Jason..inspirational stuff. ! http://orgoniteplus.net/Forum/viewtopic.php?f=5&t=849 Enjoythis one seems significantly more powerful and a bit cheaper to make !</p>
	<p>March 20, 2011 at 8:08 AM Flag Quote & Reply</p>
	<p>--</p> <p>March 21, 2011 at 12:11 AM Flag Quote & Reply</p>
 Cloud Walker Member Posts: 44	<p>Sucahyo at March 21, 2011 at 12:11 AM</p> <p>Cloud walker, what other orgone device that you have at home?</p> <p>Water CB is not effective at Surabaya. At least that is what I see on the water CB owner, Akiong, sky. Currently waiting for Akiong or Dan Daum to aid Akiong to fix it.</p> <p>Hi Sucahyo, I have another standard Croft CB 100m within each other CB , may be when there are three CBs , its effect multiply ? I also have a 118 at home, I used to sleep over it :lol:, but its hard to clean the floor, now I hang it on the wall. Now the sky seems to become playground for the syphs:) The TBs inside the WCB was made of basic aluminium particles/resin and a layer (5mm) iron oxide/resin. standard quartz crystals.</p>
	<p>March 21, 2011 at 4:09 AM Flag Quote & Reply</p>
 monsoon gecko Member Posts: 636	<p>Cloud Walker...I threw together a quick makeshift WCB after being impressed with yours..and Dan's research... Single pipe model, the only pipe I could lay my hands on at the scrap metal recyclers....not cheap either at \$8 a kilo...mmm..just two joiners cost \$15 each and not stable at all..needs tacking</p> <p>So the pipe rests on the bottom of the bucket and has double wrap of insulation tape which is temporary..needs better technique and solid template to raise and hold the pipe vertically....will try with single piece without the joiner...too. Quite surprising... the WCB give a strong pleasant orgone field, noteable from about 2 metres...good stuff.. every time I walk out the door, I get a pleasant blast... ha ha !</p>
	<p>March 21, 2011 at 6:49 PM Flag Quote & Reply</p>
	<p>March 21, 2011 at 9:53 PM Flag Quote & Reply</p>

 Cloud Walker Member Posts: 44	<p>I will keep the WCB as it is for observation, and report later. May be I will add a aquarium pump later if performance deteriate. MG, thank you for posting the nice photo report.</p> <p>Are you trying to outdo me with a bigger pipe ?</p> <p>☺</p> <p>MG is pos energy junky , addicted to positive orgone, thats why he can't stop pouring orgonite:)</p>
	<p>March 22, 2011 at 5:47 AM Flag Quote & Reply</p>
	<p>--</p> <p>March 22, 2011 at 10:42 PM Flag Quote & Reply</p>
 monsoon gecko Member Posts: 636	<p>Yo, Cloud Walker....Mines not as big as yours now....took the top pipe off...Wasn't very stable...the joiner was crap....good news is, it seems to be just as strong...can still feel strong orgone field within a couple of metres. Height projected into atmosphere ? Don;t know.</p> <p>Perhaps a few smaller single pipe WCB's instead of 2 tall ones ?</p> <p>Orgone junky ..you bet... totally addicted.</p> <p>Made another batch of plasterite with a class today...They loved it, especially something different from the mundane...each student took 2 or 3 pieces home...Plaster, beachsand, seashells , paramagnetic rock chips. salt and a few drops of nag champa oil.....They were all excited and interested....top shelf job..ha ha</p>
	<p>March 23, 2011 at 9:20 AM Flag Quote & Reply</p>
 monsoon gecko Member Posts: 636	<p>My WCB shut down after progressive rain about an inch or 25mm collected in the base of the sealed pipe.....no more induction ! Will wait till sun's out..next pour and dip hollow pipe in resin to a depth about 6 inches ...several times... Should insulate the base of pipe, inside and out, to create induction principle.</p> <p>New Mate , Gifter , from Orgonite Plus , sent me info and photo of his latest WCB's ...mega jobs ..He says...very strong orgone fields from these beauties....and chemtrails don't stick , even heavy spraying. The big silver pipes...stovepipe...gal-steel...\$5 a length...mmm..I wish..</p> <p>His photo is excellent giving techniques to use... There's a heap of Orgonite in the Tubs too.</p> <p>The pipes on all CB's Is the most expense...Get what you can.</p> <p>Half 44 gallon drum and he said he had aquarium pump to circulate water and didn't freeze.....all these WCB's quite inspirational...pump orgone fields big time.... bring on the dry season....ready to play.</p> <p>You'll have to go to OrgonitePlus for all the ongoing research..</p>
	<p>April 2, 2011 at 10:00 AM Flag Quote & Reply</p>
 Rainmaker Member Posts: 53	<p>Hi Everyone.</p> <p>This is Dan from Bali.</p> <p>I noticed that Jason had started this Water CB thread here so decided to sign up and post a couple of pictures of my two:</p> <p>[URL=http://img268.imagevenue.com/img.php?image=65001_WCBs_122_441lo.jpg][IMG]</p> <p>http://img268.imagevenue.com/loc441/th_65001_WCBs_122_441lo.jpg[/IMG][/URL]</p>

	<p>I built the one on the right first and used copper for no other reason than I had the pipes lying around the workshop. The bottom ends of the pipes are sealed with plastic and insulated with duct tape. The pipes are set about 3 inches into the water which gives for a very natural sky (unlike the 'blue hole' burn-out that one sometimes gets from a grounded Croft CB).</p> <p>On clear days; the sky is filled with glorious Sylphs and on cloudy days the sky is graced with towering cumulus and gentle easy rain.</p> <p>[url=http://img198.imagevenue.com/img.php?image=67373_WCBSky7_122_168lo.jpg] [img=http://img198.imagevenue.com/loc168/th_67373_WCBSky7_122_168lo.jpg][url]</p> <p>I put the aluminium-piped Water CB together just recently and I use it to experiment with. Right now its pipes extend down to the water but sit in plastic pipes that are set about 3 inches into the water. As plastic is non-conductive; they don't need to be sealed or insulated in any way.</p> <p>[URL=http://img17.imagevenue.com/img.php?image=67374_WCBParalon_122_222lo.jpg][IMG] http://img17.imagevenue.com/loc222/th_67374_WCBParalon_122_222lo.jpg[/IMG][URL]</p> <p>This idea is taken from Reich's pioneering Cloudbuster (as indeed is the Water CB itself) which used flexible rubber hoses to conduct the DOR to the 'grounding' water. It works fine and solves a lot of the messing around with insulating the lower portion of the pipes.</p> <p>As with both the Reich Cloudbuster and the Croft CB; pipe length has some bearing on the distance that DOR is drawn from the sky and the aluminum one, being taller, seems to clear the upper atmosphere extremely well. I have no recommendations as yet on pipe diameter but both mine use 1 inch pipe.</p> <p>It was discovered the other day that a few well-placed TBs on the floor of the bucket work better than half a bucket full of randomly placed orgonite. I placed six TBs on the bottom of the bucket; each directly beneath the ends of the pipes above and it works very strongly.</p> <p>Another strong enhancement is circulating the water with an electric water pump although exactly why this works so well remains something of a mystery.</p> <p>Considering their transmutation power; these CBs are ridiculously easy to put together and pretty much anything works to a greater or lesser extent.</p> <p>Dan.</p>
	<p>-- http://www.baligifter.org/ http://www.baligifter.org/blog/ April 7, 2011 at 5:19 AM Flag Quote & Reply</p>
 Rainmaker Member	<p>None of the pictures appeared on this post. Messing around trying to get them to display; the 'edit period' timed out and now I can't even edit my post. How do you post pictures on this forum?</p> <p>Dan.</p>

Posts: 53	
	-- http://www.baligifter.org/ http://www.baligifter.org/blog/ April 7, 2011 at 5:44 AM Flag Quote & Reply
 monsoon gecko Member Posts: 636	Great stuff Rainmaker.. welcome Dan...and most of all, thankyou for sharing this new WCB technique...just outstanding energy fields compared to standard CB..... To post photos if using photobucket...this forum only accepts HTML code.
	April 7, 2011 at 7:22 AM Flag Quote & Reply
	-- April 7, 2011 at 11:33 PM Flag Quote & Reply
 Rainmaker Member Posts: 53	For some reason this site doesn't allow users to edit their own posts after the 10 minute window of opportunity has passed so I'm posting the pictures separately: Here's the picture of my Water CBs: Here's the picture of the sky that failed to appear in my last post: And here's the diagram of the aluminium Water CB showing its plastic pipe couplers between the metal draw-pipes and the water:
	-- http://www.baligifter.org/ http://www.baligifter.org/blog/ April 8, 2011 at 12:36 AM Flag Quote & Reply
	-- April 8, 2011 at 1:30 AM Flag Quote & Reply
 Cloud Walker Member Posts: 44	Welcome Rainmaker, and thank you for sharing all the nice tips to improve WCB, yesterday I slide six crystals crystal in the tubes , and there is no improvement on performance . Rain water inside the tubes did reduce the performance somewhat. I will dip the tubes in resin as sugest by MG .
	April 8, 2011 at 8:24 AM Flag Quote & Reply
	April 8, 2011 at 8:38 AM Flag Quote & Reply



[Cloud Walker](#)

Member

Posts: 44

I plan to add a Joecell to the WCB, I believe this will improve the performance for sure.
I remember a few years ago, when I "condition" my Joecell by running DC current between the inner tube and the outer tube. I felt awful, lots of DOR was generated.
For those who have not heard of Joecell, it consist of at least three concentric stainless steel tubes, to condition the cell , I put the three concentric SS tubes in water and put DC (12 V or higher) across the inner and the outer tube. Basically I was electrolysing water, break H2O into H2 and O. and this process create enormous amount of DOR. Now if we have orgonite in the water, this would make the ultimate broadcaster , I am looking forward to my trip to the scrap metal dealer for stainless steel tubes.

April 8, 2011 at 9:07 AM [Flag Quote & Reply](#)



[Rainmaker](#)

Member

Posts: 53

[Cloud Walker](#) at April 8, 2011 at 8:24 AM

Welcome Rainmaker, and thank you for sharing all the nice tips to improve WCB, yesterday I slide six crystals crystal in the tubes , and there is no improvement on performance . Rain water inside the tubes did reduce the performance somewhat. I will dip the tubes in resin as sugest by MG .

Hi Jason.

Good to hear that you're experimenting to further improve the Water CB (as indeed Reich did with his original pre-organite version).

As I mentioned before; the two devices both follow very similar etheric principles.

Each consists of hollow metal tubes that 'draw' the DOR from the sky and dump in into water (it seems that the water is fundamental to this process) and unlike the Croft CB; Reich's Cloudbuster didn't claim to put any POR back into the sky.

Even though we neutralise the DOR in the water using organite; it's debatable whether POR is actually sent into the sky (more likely the etheric field returns to pristine health in the absence of the debilitating EMR).

Crystals in the tubes were absolutely necessary to the functioning of the Croft CB because there was no crystal material in the organite mix in Don's original recommendations.

The pipes acted as 'wave-guides' (as do the tubes of the RCB) and the device stops altogether when the power of the crystals are eventually spent.

The Induction CB is just a big TB with insulated pipes set in it.

The crystals in the organite mix convert the DOR (which is concentrated in the matrix by the insulated shavings) and the pipes act as antenna; can be capped against the intrusion of rainwater and don't even need to be hollow.

Interestingly enough; a gifted tower has all the elements of an ICB.

Adding crystals to the pipes of a Water CB is unlikely to make any difference as the pipes only draw the DOR down from the sky.

The clever stuff happens in the water with our organite.

Still water seems to work less well than moving water.

Reich found this and so have we (although the reasons remain something of a mystery).

It could be that moving water is also 'Living Water' (in Schauberger terms) and takes on additional properties of orgonie transfer and general etheric good health.

Von Reichenbach found that water running underground actually generates POR (or 'Od' as he called it then) and it may be that the motion of the water in the Water CB bucket also generates POR in a similar manner.

It is thought that it is the strength of this POR-generation that Dowzers are looking for when determining a good place to dig a well.

It could also be (as you suggested, Jason) that the electrical aquarium pump in the bucket acts as a very efficient Broadcaster.

This theory could be tested by circulating the water in the Water CB in a non-electrical way to see if it still improves the performance of the device.

Looking forward with interest to the results of your Joe Cell experiments in due course.

	Dan.
	-- http://www.baligifter.org/ http://www.baligifter.org/blog/

From <<https://web.archive.org/web/20210630091800/https://orgonizeaustralia.webs.com/apps/forums/topics/show/4485145-water-cloudbuster>>

Previous

1 2

--

April 8, 2011 at 10:43 PM [Flag Quote & Reply](#)




[monsoon gecko](#)

Member
Posts: 636

Sucahyo....more BS speculation...if you want to start your own thread on James Demeo or other...Do so. again..do not try to derail a running thread with your personal theory from your wider reading...
Demeo does not make orgonite...neither do you !..so why do you bother posting your unsubstantiated rubbish...you have no credibility on an orgonite forum..Once again.....orgonite is NOT an accumulator...wake up !
Any one been to the David Icke Orgonite Experiment Forum, lately....It's dead...perhaps the longest ever orgonite thread ever...killed off by Sucahyo, who continues to post his bullshitmind you , again, nothing to do with orgonite....People just stopped posting.
I give you the one finger salute...

April 9, 2011 at 1:26 AM [Flag Quote & Reply](#)



[Rainmaker](#)

Member
Posts: 53

Sucahyo.
I agree 100% with Monsoon Gecko's comments.
Please do not post on this forum again.
Just go away.

Dan.

--

<http://www.baligifter.org/> <http://www.baligifter.org/blog/>

April 9, 2011 at 5:28 AM [Flag Quote & Reply](#)



[Sucahyo](#)
Member
Posts: 17

I put all six orgonite in my office. They can not prevent chemcloud.

Icke become dead because no one including the loud mouth one can actually post proof of their orgonite usefulness against chemcloud. They just talk big but can not even post simple photo or video showing their achievement.

The silence in icke show that many are just talking big.

Dan, in my effort to clean Surabaya from chemcloud, I see you as my enemy. I see Rungkut as my battle ground. It is not funny anymore if I ever see chemcloud spreading from Rungkut again in the future.

--

April 10, 2011 at 12:31 AM [Flag Quote & Reply](#)



[Cloud Walker](#)
Member
Posts: 44

Thanks for the background update on Sucahyo, MG.
We should all ignore his post , either he need to grow up or he is a paid distrator to derail the orgonite gifting effort.

April 10, 2011 at 3:36 AM [Flag Quote & Reply](#)



[Rainmake](#)
Member
Posts: 53

I agree, CW.

If nobody replies to Sucahyo's posts; then with any luck he'll just leave.

The David Icke orgonite thread isn't the only one he's managed to kill.

He's brought a couple of Indonesian orgonite threads to a standstill too.

Given that he hates orgonite and yet only targets orgonite forums; my feeling is that he has to be a paid disinfo'-creep whose goal is disrupting the orgonite gifting movement.

This further degrades the credibility of his posts and we should ignore him henceforth.

Now; perhaps we can get back to orgonite in general and Water CBs in particular.

Dan.

--

<http://www.baligifter.org/> <http://www.baligifter.org/blog/>

April 10, 2011 at 4:07 AM [Flag Quote & Reply](#)



[Rainmake](#)
Member
Posts: 53

My Water CBs seem to remove and neutralize the DOR from the sky very efficiently.

There was a sharp increase in the regular chem-spraying in response to the deployment of the WCBs but it's cleared in double-quick time now.

It sometimes used to take the ICB half a day to do what the WCB achieves in an hour.

The healthy clouds in the area and light breezy feel to the atmosphere are testimony to the effectiveness of the system.

There's been a lot of steady rain these last two days; culminating in a torrential downpour yesterday afternoon which brought traffic in Denpasar to a virtual standstill.

In sharp contrast to other areas of the country; there is little or no flooding in Bali.

This is attributed to the positive nature of the rainwater which soaks easily into the ground.

Negatively charged rainwater which fails to be absorbed into the soil breaks the banks of rivers causing severe flooding after even relatively mild rain.

It is my hope that the Water CB may help with Australia's twin problems of drought and flooding.

Dan.

--

<http://www.baligifter.org/> <http://www.baligifter.org/blog/>

April 10, 2011 at 8:43 PM [Flag Quote & Reply](#)

--
April 10, 2011 at 10:31 PM [Flag Quote & Reply](#)



[Rainmake](#)



Member
Posts: 53

Hi Again.

I shot the following sequence yesterday morning.

There was a lot of chem-spraying during the night and by morning the sky looked as though a bomb had hit it:

Even as I type; I can imagine Sucahyo hopping up and down pointing at his monitor; eyes blazing like torches and steam screaming from his ears like a pair of whistling kettles shouting "Chemcloud!! Chemcloud!!"

Actually there is no 'Chemcloud present in any of these shots because Chemclouds are no more than a figment of his fevered imagination.

There should have been another image before this one but I was taking my kid to school and missed the shot.

All these images show is the way that the Sylphs work with the CB (Water CB in this case) to drain away the electromagnetic radiation from the sky so that the water vapor can re-form, accumulate as cloud and finally rain.

This is the final image before it poured with rain.

Dan.

--

<http://www.baligifter.org/> <http://www.baligifter.org/blog/>

April 14, 2011 at 3:10 AM [Flag Quote & Reply](#)



[Cloud Walker](#)

Member
Posts: 44

where I am there is no chemcloud problem in rural Australia, only the occasional spray(may be biological agents), the sylphs took care of it pretty quickly when its overhead, the sylphs still hang around :), plenty of eagles and dragon flies too.

I need to replace water once a week otherwise the performance deteriate. since I have no aquarium pump in the WCB. its no trouble for me , water hose just meters away.

wet season supposed to finish here but overcast sky a daily event, yet I always see a blue hole above, I am quite happy with these WCB even I have to do the once a week maintainance. I will have to get a camera and learn how to post pictures:)

April 14, 2011 at 8:02 AM [Flag Quote & Reply](#)



[Rainmake](#)



Member
Posts: 53

Hi Jason.

My point about 'Chemclouds' (although it's a bit off the topic of Water CBs) is that they don't seem to exist.

The chemicals that they spray from chem-planes don't form clouds; either immediately or over time.

The main visible effect of chemspraying (beyond the initial white trail) is the way they tend to split the water molecules in the atmosphere into ions which appear as a white haze in the sky.

In areas where the towers remain un-gifted; the electromagnetic and microwave radiation sustains this effect and prevents the molecules from re-forming as cloud.

CBs drain off the EMR from the atmosphere and the natural clouds return against a deep blue sky.

The fewer disassociated ions in the atmosphere; the deeper the blue of the sky.

The Sylphs expedite the process; taking apart the chemicals in the atmosphere and returning the clouds which appear, by default, in their Sylph's own shape.

The feathery forms of the Sylphs set rows of little puffy clouds out which eventually drift off and join together as naturally-shaped Cumulus.

In the process; observers could be forgiven for thinking that these strange dappled cloud patterns are produced by sinister forces and composed of weird chemicals (hence the 'chemcloud' supposition).
Photographic sequences like the one I posted above show this process reasonably well but are a little tedious to compile.
A time-lapse video sequence would be better.
I hope you do get a camera and post some shots of the sky in your area.
Stephen explained to me how this site only accepts HTML codes and I managed to get it right in the end.
Dan.

--

<http://www.baligifter.org/> <http://www.baligifter.org/blog/>

April 18, 2011 at 9:13 PM [Flag Quote & Reply](#)



[monsoon gecko](#)
Member
Posts: 636

G'day all...here's latest venture into WCB.
The pipes were tripple dipped, allowing time to harden between dips.
The half 44 gallon plastic drum holds heaps of water and orgonite. The large cone , originally for electricity broadcaster, some Hhg's and Tb's. The plastic zip ties stop the pipes slipping down.
Up and running...Gives off nice orgone field...mmm...should have cleaned up that prep area..Ha ha.....Birds more active, virtually singing all day , with sylphs above.
vv
I like the idea, it can be dismantled for transport. would like to try it elsewhere as there is so much orgonite here. Also, was going to be a single pipe WCB, but I thought go for it...No reason why it couldn't be 3 single pipe WCB's later. Still looking for cheap 12v pump to circulate the water..Dan quotes they work even better...
Enjoy

May 13, 2011 at 9:53 PM [Flag Quote & Reply](#)



[Manila Gifter](#)
Member
Posts: 11

Hi everyone. I have just read the posts in this topic and I second emotion. I believe that orgonite gifting is a spiritual calling not to be meddled with wrong philosophies to oppose such a healing cause. I give 'boosts' to those who fight for this (like monsoon gecko and dan) and I hope that we foster growth inspiring others to do the same. More power to us!

May 14, 2011 at 2:22 PM [Flag Quote & Reply](#)



[monsoon gecko](#)
Member
Posts: 636

G,day again...clear skies here, for almost a week now....quite a bit of smoke haze from all the fire-bugs burning off, but clears by next day due to large orgone canopy over Darwin region
This morning, found a small 12v bilge pump in my boat stuff and set it up in the WCB to create water circulation...instant strong boost to orgone coming from the WCB. Went out to pouring table once the temperature got up to double dip a few orgonites from yesterday...All progressing smoothly when I looked up in surprise to see sylphs above...couple hours later the whole sky was filled....what a rush ! ..got me excited !
Circulating the water certainly does improve orgone output of WCB.

June 12, 2011 at 1:36 AM [Flag Quote & Reply](#)



[Rainmake](#)

Hi Stephen.
Yes; circulating the water really does boost the efficiency of the Water CB although the reason remains something of a mystery. Perhaps circulating water is 'living water' and conducts etheric energy better than dull, uninspired water does.
It's also been theorized that an electric pump in a WCB works as a powerful 'broadcaster' unit removing EMR from the electricity arid.

Member
Posts: 53

If your pump is independent of the grid then this theory is likely proven wrong.
The skies have been pretty clear in Bali too although the air is cooler than usual (especially in the early morning).
This is the situation as appears on the weather images and seems to indicate significant influence from the HAARP facilities in Australia.
There's rain in the areas of Indonesia that lie outside the red line but precious little within.
Until these major facilities are effectively neutralized; this situation is likely to prevail at the pleasure of their operators.
Dan.

--
<http://www.baligifter.org/> <http://www.baligifter.org/blog/>

June 12, 2011 at 9:01 PM [Flag Quote & Reply](#)



[Cloud Walker](#)
Member
Posts: 44

[Rainmaker](#) at April 8, 2011 at 6:06 PM

[Cloud Walker](#) at April 8, 2011 at 8:24 AM

Welcome Rainmaker, and thank you for sharing all the nice tips to improve WCB, yesterday I slide six crystals crystal in the tubes , and there is no improvement on performance . Rain water inside the tubes did reduce the performance somewhat. I will dip the tubes in resin as sugest by MG .

Hi Jason.

Good to hear that you're experimenting to further improve the Water CB (as indeed Reich did with his original pre-organite version).
As I mentioned before; the two devices both follow very similar etheric principles.

Each consists of hollow metal tubes that 'draw' the DOR from the sky and dump in into water (it seems that the water is fundamental to this process) and unlike the Croft CB; Reich's Cloudbuster didn't claim to put any POR back into the sky.
Even though we neutralise the DOR in the water using organite; it's debatable whether POR is actually sent into the sky (more likely the etheric field returns to pristine health in the absence of the debilitating EMR).

Crystals in the tubes were absolutely necessary to the functioning of the Croft CB because there was no crystal material in the organite mix in Don's original recommendations.

The pipes acted as 'wave-guides' (as do the tubes of the RCB) and the device stops altogether when the power of the crystals are eventually spent.

The Induction CB is just a big TB with insulated pipes set in it.

The crystals in the organite mix convert the DOR (which is concentrated in the matrix by the insulated shavings) and the pipes act as antenna; can be capped against the intrusion of rainwater and don't even need to be hollow.

Interestingly enough; a gifted tower has all the elements of an ICB.

Adding crystals to the pipes of a Water CB is unlikely to make any difference as the pipes only draw the DOR down from the sky.

The clever stuff happens in the water with our organite.

Still water seems to work less well than moving water.

Reich found this and so have we (although the reasons remain something of a mystery).

It could be that moving water is also 'Living Water' (in Schauburger terms) and takes on additional properties of orgonie transfer and general etheric good health.

Von Reichenbach found that water running underground actually generates POR (or 'Od' as he called it then) and it may be that the motion of the water in the Water CB bucket also generates POR in a similar manner.

It is thought that it is the strength of this POR-generation that Dowzers are looking for when determining a good place to dig a well.

It could also be (as you suggested, Jason) that the electrical aquarium pump in the bucket acts as a very efficient Broadcaster.

This theory could be tested by circulating the water in the Water CB in a non-electrical way to see if it still improves the performance of the device.

Looking forward with interest to the results of your Joe Cell experiments in due course.

Dan.

Hi Dan,

I just came out of my 'hibernation' for about a week, had a good long break working on the inner growth.
any way....

I put the Joecell inside the WCB, and then run the DC current through the joecell tubes, to my surprise , I did not pick up any additional

POR , instead I felt awful. so my broadcast theory was wrong.
I don't think I want to electrolyse water again, I become more energy sensitive after many days of intensive meditation.
The other day Stephen gave me an water charging plate (with life pillow material and acorn shell), it really gives off a very strong but very pleasant energy, he got a excellent product here!

August 5, 2011 at 7:42 AM [Flag Quote & Reply](#)



[Rainmake](#)

[

Member

Posts: 53

Hi Everyone.

This is a further enhancement to the WCB that actually makes a lot of sense.

The basic WCB idea is an adaptation of the Reich CB which uses the properties of a living water source to draw DOR from the sky.

We can make this happen in a bucket because (unlike Reich) we have Orgonite to neutralize the DOR drained from the sky.

Nevertheless; the 'living water' seems to remain a vital part of the equation and it's what makes the Water CB different from a simple Induction CB.

This is evidenced by the fact that by circulating the water in the bucket; the device works more strongly than with the water sitting still. Schauberger pointed out that running water through straight watercourses made it go to sleep (or die of boredom) and its extraordinary properties faded one by one until it was just another unremarkable liquid.

However, if the water was allowed to run in a natural watercourse; its properties were retained and enhanced until it was capable of conducting energies on many levels.

If we are asking Water to form the transfer matrix in a WCB; we should allow it to regenerate some of its properties while in our care and not subject it to the sensory deprivation of sitting still and dark in the bottom of a plastic bucket for weeks on end.

To this end; I put a length of plastic hose on the out nozzle of the water pump and set it running through a funnel, creating a vortex before dropping back into the bucket in an incidental 'chaos pool'.

The WCB immediately started working more powerfully and within two hours; we had the first rain in many weeks.

Since then; the skies have been consistently more cloudy than they have been for a long time and the general temperature of the air has dropped noticeably.

I set up a rather more complicated version for my swimming pool and achieved the clearest water I've ever seen. The water is beautiful to swim in too; much softer than before and even more buoyant.

In addition to this; all the plants and trees in the garden seem to be growing more vigorously suggesting something much more profoundly energetic is happening to the entire area.

Dan.

--

<http://www.baligifter.org/> <http://www.baligifter.org/blog/>

October 2, 2011 at 4:31 AM [Flag Quote & Reply](#)



[monsoon](#)

[gecko](#)

Member

Posts:

636

This new style of WCB appears worth a trial the key being alkaline water

<http://truedemocracyparty.net/2014/09/california-mega-drought-busted-by-orgone-energy-t-d-p-and-g-h-rise-of-the-drought-slayers-guardians-of-orgon-update-rains-arrive-918-california-west-coast-saved/>



April 2, 2015 at 11:51 PM




From <<https://web.archive.org/web/20210630094408/https://orgonizeaustralia.webs.com/apps/forums/topics/show/4485145-water-cloudbuster?page=2>>



Gifting Forum


[Post Reply](#)



Forum Home > Orgonite Development, Research and New Ideas > The LIFE PILLOW	
1 2 3 Next »	
<div data-bbox="445 560 548 660"></div> <div data-bbox="445 660 598 686">monsoon gecko</div> <div data-bbox="445 686 530 711">Member</div> <div data-bbox="445 711 546 738">Posts: 636</div>	<p>About time I shared this great new technique...I've been trialing for a couple of months now. It's called Josh's Life Pillow and can be ordered from Joshlifepillow.com</p> <p>Basically, it's a soft leather pouch containing 23 diff. gems, crushed, two rare earths and three herbs. When you pass it over food, water , virtually anything , it reverses the harmful negative spin to a positive within a second. If something is harmful to us , it has a neg. spin, the more poisonous, the stronger the spin. I emailed Josh...was this spin stuff at the electron level or what ?</p> <p>..He replied that a colleague of his former work stated the if you focus a special beam at an object and capture its reflection you can see the spin state. He could see this reversing using the Life Pillow but could not understand why and how quickly this was happening.</p> <p>So what does this mean?</p> <p>By passing the Life Pillow over a substance..within a couple of cm... it will be "purified" . Food tastes wonderful...plain homecooked throw together tastes gourmet....every night ! Take away junkfood....if you like that stuffactually can be eaten safely and taste good ! Water is charged to taste sweet and lively...leaving a crisp tingle on your tongue...totally enjoyable....chlorine taste just disappears</p> <p>The Life Pillow also has a profound benefit to one's health.</p> <p>I took my pillow to school and showed students how to use and passed around. when I mentioned energising water...there was a rush on pillowing their waterbottles...it was just priceless watching their surprised faces when drinking the energised water..</p> <p>Couple of times there was a fall or accident in the playground...the pillow was held over the pain and eased considerably in a couple of minutes.....the students hunted out the pillow at recess and lunch time to pillow their food...kids are great at trialling stuff...they don't bullshit..</p> <p>My phd science mate stated that he could feel energy travelling up his arm when he held the pillow. He said it might work on energy meridians as in acupuncture points...as the energy centered around a blockage in his shoulder and freed it up ! Then he was totally blown away when we pillowed a glass of water and compared tastes to a second glass.</p>

	<p>I pillow water used in drinking of course but also for energising water for plaster organite. I sleep with the pillow and have noticed the whites of my eyes much clearer and the red veins shrinking.</p> <p>A friend ordered 2 Pillows through me, after playing with mine, The day I delivered them, she had a painful crinked neck. She sat among the desk full of paperwork , holding one pillow either side of her cup of tea . After about 20 seconds, she moved her head from side to side and said she heard a click and then with a huge smile stated that the pain has vanished. !! A week later she rang saying how fantastic the pillows were and asked me to order 3 more !! Lucky family and friends I reckon. I've heard many reports of arthritis sufferers reporting relief and symptoms disappearing by using the pillow as a squeeze device in the hand...</p> <p>All sounds too good to be true.? I hold a pillow either side of the fuel hose when filling the car... Just scraping the surface for uses of Life Pillow,</p> <p>I'm looking forward to my gourmet meal tonight.....as usual. ! Master Chefs.....eat your heart out.....Ha Ha</p> <p>Further info can be found at.....OrgonitePlus.net</p> <p>Yo.....Enjoy !</p>
	<p>July 8, 2010 at 4:58 AM Flag Quote & Reply</p>
 <p>bluegum Member Posts: 112</p>	<p>I have been experimenting with these for a while. Really good for resting or sleeping with to alleviate aches or stiffness, although I recommend doing serious yoga as well.</p> <p>I haven't noticed as much difference with the food, but I drink water that is already well filtered and energised; probably the cherry on top. I also try to cook very healthy vegetarian food which isn't toxic or unhealthy to begin with. I suspect it might be a useful way to amplify conscious energising of food and drink which is good to practice even with out pillows.</p> <p>I have lent mine to a few energy sensitive people I know to play with and they liked it; thought it was more subtle and perhaps worked differently to orgone devices.</p> <p>Testing continues.</p>
	<p>--</p> <p>If these disasters tell us anything, it's that the ultimate currency has always been, and will always be altruism...that will count for more than anything during the coming Earth changes. This is the key to global enlightenment.</p> <p>July 8, 2010 at 7:45 AM Flag Quote & Reply</p>
	<p>Hello beautiful Australia</p> <p>This is what was told to me by a chemist friend he said that by shining a polarize light into any substance the reflection</p>

Josh Member Posts: 28	<p>...this is what was told to me by a chemist friend; he said that by spinning a polarize light into any substance, the reflection will show you the direction of the spin, and at this point it would be good to make something clear: the reflection will show the reverse of what is happening within the substance, so if the reflection shows a strong left spin, it means that the substance has a strong right spin, and vice versa.</p> <p>So the statement that I made a while back saying that right spin is good and left spin is not so good is actually wrong; it is backward.....but, BUT it is my first mistake this year, so I'm doing OK:), and last time that I made a mistake it was.....now lemme see,,,,,,,,,1946.....no 1945:P</p> <p>josh</p>
	<p>July 8, 2010 at 2:37 PM Flag Quote & Reply</p>
 monsoon gecko Member Posts: 636	<p>Josh...Ha ha....Thanks for clearing that up, your version sounds better.</p> <p>Yesterday, friend came back from a fishing trip with hand and wrist very swollen from reaction to sandfly bites...uncomfortable and very itchy....Gave her the pillow saying rest this on your hand. She took it home and returned next day...swelling gone down, back to normal.....no anti-histamines.</p>
	<p>July 8, 2010 at 8:37 PM Flag Quote & Reply</p>
 bluegum Member Posts: 112	<p>Hi Josh...by spin do you mean that there is like a spiral vortex of energy around the food like a mini cyclone or hurricane?</p> <p>Perhaps being in the southern hemisphere, it's reversed and in fact you've led an exemplary life without a single mistake...</p> <p>...hehe. :^]</p>
	<p>--</p> <p>If these disasters tell us anything, it's that the ultimate currency has always been, and will always be altruism...that will count for more than anything during the coming Earth changes. This is the key to global enlightenment.</p> <p>July 8, 2010 at 8:38 PM Flag Quote & Reply</p>
 Josh Member Posts: 28	<p>bluegum at July 8, 2010 at 8:38 PM</p> <p>Hi Josh...by spin do you mean that there is like a spiral vortex of energy around the food like a mini cyclone or hurricane?</p> <p>Perhaps being in the southern hemisphere, it's reversed and in fact you've led an exemplary life without a single mistake...</p>

	<p>...hehe. :^]</p> <p>From what I understand it possible to see the the spin from this reflection, so we have the polarized light (not vibrating all over the place as regular light) hitting the substance and bouncing back out, it is only showing the spin down the molecular level, so there is no physical vortex, (gosh my IQ is only 23 and it is a bit of a problem) here is an example</p> <p>The man made ascorbic acid has a left spin, so it is not so good for you, but the vit. C from orange juice has a strong right hand, that makes it OK</p> <p>One thing that help a lot, as you know most medical pills have side affects, you pass the pillow on the pills for a second and they become less noxious</p> <p>Now for this southern hemisphere thingy, if I move there would it reverse all those years of being a dork?, if it is the case, I will make a very large pakage with our politicians in it:roll:</p> <p>Well.....for my self.....it would be hard to improve on perfection hA HA HA.....this was really a big joke</p>
	<p>July 9, 2010 at 12:30 PM Flag Quote & Reply</p>
 <p>bluegum Member Posts: 112</p>	<p>Dorks are universal...</p> <p>...I think they originated from the far side of Neptune. One of their mantras is "dorks shall inherit the Earth"...apparently later plagerised by another well known text, although debate still continues along the chicken and egg line. \$^]</p>
	<p>--</p> <p>If these disasters tell us anything, it's that the ultimate currency has always been, and will always be altruism...that will count for more than anything during the coming Earth changes. This is the key to global enlightenment.</p> <p>July 10, 2010 at 1:55 AM Flag Quote & Reply</p>
 <p>monsoon gecko Member Posts: 636</p>	<p>Yo...gifters...Update...a lot has happened since last post,</p> <p>The lady who ordered more pillows reports very happy results.</p> <p>She gifted one fellow who has on going medical problems, regular hospital, major operations, parts taken out, continual pain and ongoing complications...now his life has smoothed out, pain and problems diminished and reports more daily energy and enthusiasm for life.....what a blessing ! He carries it everywhere.</p> <p>She's much the same, along with her husband. He checks his pillow under his pillow..(ha ha) every night in case she's hidden it ! ha ha</p>

	<p>So I decided to order 6 more pillows for family members. Customs(AQIS) impounded them , possible threat to Aussie agriculture etc..many emails back and forth , (Thanks Josh) At one stage they wanted to radiate..gamma..Josh said not a problem..the pillow works on EMF protection, will probably stuff up machine, but that would take 6 to 8 weeks so I elected to give permission to unstitch and examine contents...they emailed back it's full of powder...Doh, slaps in forehead !... I'd already told them originally, all they'd find is seaweed, sand and powdered minerals. They wanted more info...for the record... so we gave a partial list with which they were happy...thanks again Josh. Eventually , they arrived...worth the hassle as now, anyone else ordering a Pillow or two will get no such problem.</p> <p>Of course..regular gourmet food and tangy water...but recently had a stressful day at school and arrived home with very stiff neck...I could feel a kink coming on and didn't feel like 2 or 3 days of not being able to turn my head without pain. I leaned back on lounge with Pillow on neck for 10 minutes and noticed easing of muscles, then I lowered pillow a bit for a short while, then lowered further for a bit...this process continued a couple of minutes for the rest of my spine untill I got to kidney area... funny...I could feel each vertebrae tingling as the pillow moved down,,,,, Next morning, big toilet flush out....gratitude ! On OrgonitePlus.net...they are finding more profound uses. This may be...no....IS the best money I've spent in a long time, seeking techniques that work. ! Enjoy</p>
	<p>September 3, 2010 at 8:28 AM Flag Quote & Reply</p>
	<p>September 7, 2010 at 8:57 PM Flag Quote & Reply</p>
	<p>September 7, 2010 at 9:45 PM Flag Quote & Reply</p>
 <p>monsoon gecko Member Posts: 636</p>	<p>Interesting info there,,overlordjupiter, Perhaps would have been better as a new post, instead of this pillow thread. Nonetheless, I've played pyramid energy for over 20 years..Made many working models . Even got students experimenting untill irate american mum complained to principal I was teaching metaphysics. ha ha Best research...Initiation by Elizabeth Haich..tells of lady remembering reincarnation of daily life as daughter of pharoh. Amazing, insights into spirirtual power they wheeled.. they were a breed of their own. The pharoh drove his chariot with lions, such was spirirtual power , as horses were unknown in those days, Really enjoyed the saced geometry insights. The Egyptians built pyramids in Australia at the sites of their early resource collecting colonies...! !. The BG3pendulum,,,,looks like modern day electrical with all those round fins. How do you use it ? Like normal pendulum ? Does it rotate specific direction etc: And what effect on food ? Do you wear it ? Expensive but on par with Life Pillow Is other thread called...Wands of Horus...here on OA Enjoy</p>
	<p>September 8, 2010 at 9:09 AM Flag Quote & Reply</p>

	<p>September 8, 2010 at 9:09 AM Flag Quote & Reply</p>
	<p>September 10, 2010 at 3:30 AM Flag Quote & Reply</p>
 <p>monsoon gecko Member Posts: 636</p>	<p>Overlordjupiter...not overly excited by either...usually guardian angel *(ancestor) gives me big shove to trial...</p> <p>So , back to the Life Pillow, As stated in plaster thread, had big week at another local school, covering release time ...many classes , which were mainly sport or making plaster organite.</p> <p>For the plaster, we pillowed the water plus a few waterbottles with students surprised again. Pillowed water is delish-tangy.</p> <p>Sport was indoor hockey with plastic sticks and puck.</p> <p>After picking teams and setting ground rules, I introduced the pillow.</p> <p>Gave a quick description of contents telling students it is an energy device for food , water and pain. I shared examples of pillow's uses, with other school's playground accidents...pain relief...etc</p> <p>Needless to say,</p> <p>the pillow was well passed around and held....several classes,,,, a few times held over injury..leg, arm, hand etc.</p> <p>....Man... they belt the sh#t out of each other at times.</p> <p>Only a couple of head highs in whole week,,,,always a worry.! Observed red whelt across wrist disappear after 2 minutes pillow. Other minor injuries gone with surprised faces.</p> <p>I try not to take for granted , but when you see pillow in action...wow !</p> <p>Blessings all round.</p> <p>Did I mention Gourmet food ?</p>
	<p>September 11, 2010 at 8:08 AM Flag Quote & Reply</p>
 <p>sacred Member Posts: 9</p>	<p>I recently got bitten by a tick they seem to love me! the feeling isn't exactly mutual though ...</p> <p>it took me a while to remember Josh's life pillow, but when I placed it on my neck (little vampires! the ticks, that is ;)) it really took the grrrr! out of the area</p> <p>I hope to remember the pillow earlier next time better still, I hope there <i>isn't</i> a next time, but that would mean I'd be away from nature and that's not a thought I'd like to entertain for long</p> <p>btw, Stephen, surgery for the young man you sent a pillow for was a lot simpler than ultrasounds, etc anticipated ... and the areas that seemed to be badly affected weren't am still waiting for another update on the nature of the growth removed (16cm x 11cm!) but all is well (so far) considering what was expected ... removal of vital organs ...</p> <p>and the pillow is nicely inconspicuous mothers have a way of making sure their young get their medicine ... 😁</p>
	<p>September 22, 2010 at 11:10 PM Flag Quote & Reply</p>



[Josh](#)
Member
Posts: 28

There is something else to help for various insect bite: amonia, it is very effective on spider bite and all other pest, regular household amonia is all it take.
2 years ago I had to treat my lady that had gotten a bite from a 'brown recluse' spider; this is the one where the doc will remove a limb if it has gone to far, a very bad bite, it was at the base of her scull, so we decided not to do the amputation Ha Ha!!!, I will find the herbs that I use and will post the recipe, it still took 3 weeks to have it go away
Josh

October 8, 2010 at 7:55 AM [Flag Quote & Reply](#)



[monsoon gecko](#)
Member
Posts: 636

Yoit's been ages since I reported the benefits of the Life Pillow.....
yet use it every day !....wouldn't be without it !!!
During my gifting holiday I had tooth problemsanything hot really zinged me.
Only ocaasionally and most times , calmed down...this lasted over a month... On many occassions . I held the life pillow against my jaw and found relief in a couple of minutes....cool...but needed to nail the problem when returning back to Darwin.hey ! postponing toothache ? ..pillow such a blessing !
2 visits to the dentist in a week...heaps of fun.. ha halovely lady dentist looked after me..
Normally, after injection, takes 2 hours for numbness to wear off then an hour of entertainment (not) in between time till normal....ha ha..pain in the A.
On both these visits, as soon as I got in my car , applied pillow to the area for couple of minutes...between a roadie ..hic, burp.. and a fag , I applied the pillow,,,traffic lights and such....several , couple of minute sessions ... 25 minutes later , home,,,hey ! mouth back to normal !!!!!!!!!!!

Such a blessing.....the LIFE PILLOW !

Yo....if you haven't ordered one of these yetwhy not ?
Every family should have one.....medicine cabinet obsolete ?
Food and drink...gourmet !...not to mention SAFE !

Aussie dollar good right now....future ?....it's exciting !

February 9, 2011 at 5:21 AM [Flag Quote & Reply](#)






[Shakti](#)
Member
Posts: 13

Sounds great! Where can I get one???!!!

So, do you pass your LP over your pack o' ciggies?
☺
I bless mine, but this sounds even better!

On another note: Has anyone tried to make an Orgone Device programmed with a frequency that repels mosquitoes? I cannot stand them.

Since QLD's weather has decided to move to Melbourne, the climate is ripe for squitoes. I was just mauled by one, quite badly.
As well, not a huge fan of moths... sets my adrenals right off... I can think of no reason why I 'have' to have them around.
Plus, that device would be great for camping...
This is probably a useless article, but it's a start (for me, anyway)

	http://answers.yahoo.com/question/index?qid=20080615201146AAKRUF0 Thanks team! xXx
	-- "Good poetry makes the Universe reveal a secret..." February 10, 2011 at 10:56 AM Flag Quote & Reply
 monsoon gecko Member Posts: 636	http://joshlifepillows.com/ Yes , is waved over nearly every thing these days.. and taken everywhere, especially to school !
	February 10, 2011 at 3:17 PM Flag Quote & Reply
 Shakti Member Posts: 13	Thanks, MG ~ they look pretty special...! Do they ever run out of 'juice'? xXx
	-- "Good poetry makes the Universe reveal a secret..." February 15, 2011 at 9:01 AM Flag Quote & Reply
 monsoon gecko Member Posts: 636	You bet ...very special.... Not sure about running out of juice....can't see it ! Mine still energizing anything its waved over.. Especially enjoy energized water and noting weight loss. Bonus !
	February 16, 2011 at 7:53 PM Flag Quote & Reply
1 2 3 Next »	

From <<https://web.archive.org/web/20210630091828/https://orgonizeaustralia.webs.com/apps/forums/topics/show/2969210-the-life-pillow>>




*A different and much more effective
formula that gives the Orgonite Plus
a new dimension*

Life Pillow



Available in Various Sizes

Reverses the spin, of
"not so good for you" substances
from foods and drinks to
pains in the body.



Please Join our Forum by Clicking the Image

Here are some reviews from various customers:

I have used several variations on this unique device by Josh over the past 8 years. He used one model to make my old farmhouse's aluminum roof transparent to life energy. The effects were noticed by several people immediately , who did not know that he was doing anything. We have charged water and improved the taste, altered food and wine flavors, criminally flattened the carbonation in a glass of beer. It has some unpredictable effects. It is fun to play with the new model. The energy is not like orgonite but much more subtle. I like the leather pouch as it is most comfortable to carry. -Sensei

Reporting on Life Pillow... My dad was over tonight and we were drinking tea. He put liquid stevia in his cup and my husband waved the pillow it while my dad was holding it in his hand. My dad immediately goes "Oh, I felt it, like a tingle in my hand, definitely something", and so after some prompting, he waved it over his hand again and right away felt it again. We didn't tell him he would feel anything beforehand either. We'll be tempted with crap food tomorrow so more experimenting abounds. I can't wait to go around and flattening everyone's crappy gmo corn fructose soda pop!!! - Nepi Pemi

I have two Life Pillows and wanted to share some of my experiences with them . Energy wise output is about 100,000 Bovis, feels smoother than orgone energy (as Sensei stated). Energy field seems to radiate out about 4ft. I had some neck pain, putting the life pillow on it for a few min really seemed to diminish the pain and loosen up my muscles. Has some left knee pain, felt like it was out alignment, took two Life Pillows and held over my knee for about 1min, knee pain

gone! Josh recommended putting one Life Pillow at my head and the other at my feet, that felt similar to a Reiki session and created a nice field of healing energy I had some ankle pain and the Life Pillow relieved that pain as well. Passed the Life Pillow over my cheapo carbon water filter and the water had a smoother more energized taste to it afterwards. I like it! Nice work Josh! Blessings -Steve

I recieved my own life pillow yesterday afternoon. Thank you, Josh! The first thing i felt led to do with it was put it on my crown chakra. I have a lump there, 1 inch off center, an implant I think, which they are occasionally able to reactivate. The lump went down from the size of half a pea to the size of half a lentle in a few minutes. This morning I had a hard time even finding it. Of course I used it on my food and water. No noticable changes there (I don't eat much garbage food, mainly raw milk from Jersey cows for 3 meals out of 4.) I Then I lay down on it- it wanted to be at the base of my spine. Felt an easing of tension there. Digestive system (another major area of attack) seems to be detoxing. Next I held it in my hands. The joints in my hands are deformed by the years of attacks, and I cannot close them normally. (According to the doctors who have checked, the patterns of damage and the bloodwork indicate that the damage does not come from either type of arthritis.) After holding the pillow in each hand for 1/2 hour each, I could close them around the pillow. I used it for the cat's food. I know it made a change there- the cat did not recognize the scent at first, then ate with gusto. I have it tucked under the waistband of my pants as I write. It has a very soothing presence. It's interactive, and responsive. I feel what it's doing for me. I want to know what I can do for it. -Ruth

I feel very fortunate to have a life pillow. At first I focused on what it does which is push the spin resonance of anything in a positive direction- certain strange affects that were immediately noticable were the smel and taste cahnges. Right when I got it, took a walk with it, and when I walked by a neighbor mowing his lawn I surprised to realize that there wasnt the trademark gasoline and pollen mixture which tends to b an irritant to me. I even put the life pillow back in the house and walked by again-IMMEDIATELY smelled the gasoline after leaving the house- laughed-got the life pillow out of the hosue and continued on my walk(with no abrasive smells) It has a very pleasant feel, altho as has been stated more subtle than orgone energy and hard to explain. Personal experience seems to b the best way to share- I agree with Steve 100% on the water, i have good water filtration but noticed quite more livliness(structure, taste) after a couple seconds near the life pillow- it seems as tho anything more than a couple seconds is overkill(ive had much less thirst, yet have not had more water than usual) I also have been exposing all my food to it with great benefit, besdies taste. It seems as tho treated food and herbal supplements(life pillow+ astragalus= YES) assimilates much better in the body after being pillowed, especially with the pillow near the stomach. I even tried indulging in foods that ive been staying away from (thanks nepi i may have taken it to the market... to play)- which include white flour, soy, and fried foods- Low and behold ive had not a single stomach problem(believe me, pre-pillow if i ate what i did yesterday- wi ouldnt b able to type now), =[from the frist day of life pillowing my appetite has greatly increased (after putting so much orgonite in the house the past month- food hasnt been as necessary?) even my animals are eating more and more lively. Orgonite loves it. all of my pieces respond positively having the pillow around- the nano shield particularly apprecaites sitting next to the pillow. At first i didnt get the name completely, but now i do! Its Life in a pillow!! and very comfortable. Ive been sleeping near it (soundly) and when i wake up its generally in the same spot(WEIRD). I have been known throughout my life for being an active sleeper so to not move it during my daily 8 is just plain weird. overall- something that is hard to put ones finger on- considering the

seemingly endless amount of uses I figured the drastic physical changes would show the less sensitive individuals an idea of the amazingly capabilities of this leather pouch of goodness! KUDOS JOSH- Its amazing that you could harmonize this thing into existence- Thank you. - Orgonaut

OUTSTANDING ! Josh , thankyou for the opportunity to trial the Life Pillow here in Australia. I've had Pillow for 2 days and already experienced some amazing results. As the lady handed me the parcel at the post office, I noticed her warm smile and glow and knew it had arrived. Been like a kid waiting for Christmas!

First thing noticed was the herby fragrance. Not unpleasant, ... Pillowed quite a few items that evening. Water tasted better, smokes milder, and degassed a glass of homebrew. Normal throw together dinner was surprisingly delicious. Slept on Pillow that night.

Next day , early start, woke refreshed. Off to my favourite school with all the little energy sensitive kids , armed with the Life Pillow and a couple of other orgone devices. Of course, students were receptive and after describing the contents passed the Pillow around. They all picked up on the smell. The best description was like cut grass and seaweed. I continued to talk about how it's used and mentioned purifying water. Well there was a rush on pillowing their waterbottles. It was really funny to see their surprised faces at the difference in taste.

So out for some morning sport. One girl took a tumble on the concrete surface. I directed the student who was minding the pillow to race over and give it to her. She held it on the pain and was gone in a couple of minutes .

Back in class I caught one guy squeezing the living daylights out of the pillow. OY, DON'T YOU WRECK THAT ! He said " I can't feel any crystals in here !" I replied they're probably in a crushed form... make a big batch so many pillows can be made at one time.

At recess students pillowed their food with many reporting better taste. At lunch they didn't need reminding. I had to hunt up the pillow to purify my meat growler with red zinger pie and sauce Ha ha , It actually tasted like a gourmet product, not normal.

Slept on the pillow again last night. Noticed the whites of my eyes clearer this morning.!

The red veins seem to be shrin -Stephen

Hi Josh,

I've got another good one- or two, actually.

1...I've been working with the life pillow, trying different positions, wearing compared to carrying. I put it in my left rear pocket, and suddenly realized there was a blank space there. The ache that had defined the area, that was my "normal", was gone. It felt like nothing- no pain. I'm wearing it there now. Thank you.

2...No hay fever. Normally the allergy year started in February with tree pollens, and came to it's grand finale in April, May, and June: grass pollen season. This year- nothing. No itchy eyes. No faucet nose. etc. Thank you. -Ruth
good job -tiggarr



© 2010 joshlifepillows.com

From <<https://web.archive.org/web/20110624045759/http://joshlifepillows.com/>>

Forum Home > Orgone Experiences > Slideshow of Orgonite and Devices	
monsoon gecko Member Posts: 542	Yo...this is a pictorial history....just a few selected pieces really. ..Ha ha. Some interesting techniques shared , too. Hope you ENJOY ! http://s814.photobucket.com/albums/zz63/monsoongecko/Orgonite%20Photos/
	July 2, 2010 at 12:35 AM Flag Quote & Reply
bluegum Member Posts: 112	I'm really liking those big, bullet-shaped Hhgs you're making MG. I think you could more or less turn them into dolphin Hhgs for gifting marine water with the inclusion of a juicy mobius coil, larger crystal, and perhaps double dipping. I have been thinking of such a mission for a while, but not sure if I'll get access to appropriate water craft to pull it off.
	-- If these disasters tell us anything, it's that the ultimate currency has always been, and will always be altruism...that will count for more than anything during the coming Earth changes. This is the key to global enlightenment. July 2, 2010 at 9:24 AM Flag Quote & Reply
monsoon gecko Member Posts: 542	Da bomb ! Unfortuneatly the moulds only lasted about 30 bombs. Strange hard plastic goblets, Will keep looking. Great for large installations.
	July 2, 2010 at 10:37 AM Flag Quote & Reply
Rayce Member Posts: 98	Man, you guys are thundering. I currently have a personal crises of the family kind.

	I'll say this much.....not a time to pour and programme. Keep it up guys!
	July 2, 2010 at 8:10 PM Flag Quote & Reply
bluegum Member Posts: 112	Sorting through your internal state and becoming more balanced, quiet, modest and centred is more important than gifting imho Ray. Then you <i>become</i> the medicine for the planet.
	-- If these disasters tell us anything, it's that the ultimate currency has always been, and will always be altruism...that will count for more than anything during the coming Earth changes. This is the key to global enlightenment. July 2, 2010 at 10:33 PM Flag Quote & Reply
monsoon gecko Member Posts: 542	Man that Heading sucks....should have been Slideshow of,.....can't change it..oh well. Any way have updated with a few more,, Many techniques including moulds to use and various how to do's...etc. From little pocket pieces to Underground CB's and more. Ha ha..., think I'm turning into orgonite machine...certainly is addictive !!! http://s814.photobucket.com/albums/zz63/monsoongecko/Orgonite%20Photos/ One of the pretties,
	November 2, 2010 at 8:20 AM Flag Quote & Reply
Josh Member Posts: 28	 bluegum at July 2, 2010 at 10:33 PM Sorting through your internal state and becoming more balanced, quiet, modest and centred is more important than gifting imho Ray. Then you <i>become</i> the medicine for the planet. Bluegum, this is wisdom, you know that when it goes directly into your heart, thank you lots. And you Sir Monsoon, have now gotten the envied ability to post pictures at will, I suspect we soon will be as invated with your beautiful work as much as you have gifted Down Under.....absolutly love it, you do beautiful work, just looking at the pictures I am certain that the enemy is having nightmares and have to do extra trips to the restroom...good!!! I am honored to be part of this crew, compare with the strength of our adversary, our weapons are of wet Kleenex, toothpicks, and hopes, fighting a giant with wet noodles..... and we are overcoming this beast Damn we are good:) josh
	November 3, 2010 at 10:21 AM Flag Quote & Reply

From <<https://web.archive.org/web/20130102170940/http://orgonizeaustralia.webs.com/apps/forums/topics/show/2927662-slideshow-of-orgonite-and-devices>>



Good one... the double dip , glass finish is nice...I d/dip all Tb's and larger these days....Pretty paperweight eh ? ha ha

water leaving about 60% to stop outside since a cloudy day, water was coming



So today, water leaving mud but a chance to grind some edges.

[monsoon g...](#)
Member
Posts: 542

Yo.. thought you'd enjoyThe sun came out three days ago so I jumped at a chance to pour a few pretties..but had to work the next two days.



been wearing rubber boots to step outside since February..my shed an island



Radar Loop shows clear skies tomorrow... I,m ready....need to replenish Tb stock...ha , they're so easy to give away !
Have a good one.. cheers !

[Jasper & Alice](#)

Member
Posts: 22

Like your clear resin as mone is more redish when cured. Makes them nicer for personal use. Looks like you have a full time job up there with all these. Will have to get back to mine now as I have got a new load of stuff to carry.

I got very good feedback on using the sand in the devices. Thanks for the tip.

Will need to brows your photos more exstensively for more ideas.

Jasper

March 19, 2011 at 7:45 PM [Flag Quote & Reply](#)

[monsoon gecko](#)

Member
Posts: 542

G'day again... yes, a pinch or two of beachsand really boosts orgone output.

At last the monsoon trough has headed north,,I'm excited, the Top End , blue skies with sylphs running amock...

I was running low on Tb's , so production line on task again.

From <<https://web.archive.org/web/20130102170940/http://orgonizeaustralia.webs.com/apps/forums/topics/show/2927662-slideshow-of-orgonite-and-devices>>

[monsoon g...](#)
Member
Posts: 542

G'day again... yes, a pinch or two of beachsand really boosts orgone output.
At last the monsoon trough has headed north...I'm excited, the Top End , blue skies with sylphs running amock...
I was running low on Tb's , so production line on task again.



vvv
These contain steel and aluminium swarf, quartz point, beachsand and paramagnetic rock....then double dipped.



Enjoy and share

April 25, 2011 at 6:56 AM

G'day....this little guy has taken up residence...It's always hanging around the orgonite pieces and prep. area...Also, always zoomed by butterflies when pouring and even when grinding the rough edges.

[monsoon g...](#)

Member

Posts: 542

[Photobucket](#)

Not to mention birdsongnature loves orgone.

Enjoy

May 13, 2011 at 8:54 PM

[Orgonize Australia](#)

- [Home](#)
- [Gifting Forum](#)
- [Operation Raindance](#)
- [OrgOz Shop!!](#)

Operation Rairdance

"**Operation Rairdance**" is my personal gifting efforts in Australia. Below are reports of this gifting..... (NOTE - For faster loading, only 2 Blog entries are shown on each page - please click on "**View older posts**" at bottom of page)

Please Scroll down for reports!

view: full / [summary](#)

[Gifting Report 4 - Darwin to Brisbane - 11th November 2009](#)

Posted by [orgonizeaustralia](#) on November 11, 2009 at 10:25 AM

 [comments \(5\)](#)

This will be the final gifting report for Operation Rairdance!!



After leaving Katherine, we headed north, gifting all the towers we could see along the highway all the way to Darwin. There were two weather balls in Darwin which we gifted but my camera had broken by this point so no photos of these!



Next, heading south, back toward Katherine, we hit the Humpy Doo transmitting station where we found lots and lots of tall towers and masts, some with cables joining to each other. Unfortunately we failed to locate the actual naval communications station at Humpty Doo but at least we came across this juicy target which received 2 HHGs and about 60 Tbs around the perimeter....

Camera still broken by this point so no photos!



Arriving back in Katherine, we busted the next weather ball on the list..... (Camera situation sorted by this point!)






Then we followed the highway, gifting all roadside towers along the way, until we arrived in Tennant Creek where we found and gifted another weather ball.....



On our way to Uluru (ayrers rock) we stopped to make some Earthpipes for gifting Pine Gap. This was the first time I had made any Eps but I think they went quite well!

Also on our way to Uluru, driving at night, we spotted a bright light travelling across the sky, funnily enough, towards Pine Gap! Normally I would have just put this down to a passing satellite but this thing was pulsing its light, brighter, dimmer, brighter dimmer in a very consistent manor..... We stopped to watch it pass..... It was pretty high up so the video I took didn't turn out very well at all I'm afraid! 🤔

We arrived at Uluru for sunrise and deployed 30 Tbs equally distant from one another around the base of the massive rock.....



Driving back the way we came, we drove down the private access road toward Pine Gap, Eps and HHGs at the ready..... Unfortunately, however we could not even get close to the base as there was a huge fort knox style checkpoint with signs warning us of 7 years in prison if we even took a photo!



We tried to knock a few Eps in anyway but the ground was just too solid so we had to leave Pine Gap ungifted which was hugely disappointing.



hmy: Need somebody with balls of steel in a camo suit and a dark night to gift this one I think!!



Just around the corner from Pine Gap, we found some huge AM transmitters and some big cobweb like masts apparently used for the airport. These received some Hhgs and lots of Tbs.....

AM transmitters..... busted!



Strange "cobweb" like masts.....Busted!



Next we gifted the weather ball at Alice Springs.....



Sorry its sideways- seems no matter what I do I cannot get it to rotate..... strange
😬

Then we started to race back to Brisbane for my flight!! (gifting HWY towers along the way!)

The last targets on the list got busted, including a weather ball at Longreach.....



- Strangely, this image will not load.....

And another AM transmitter.....



Sideways again, I know - sorry!!



Got back to Brisbane just in time to catch my flight home to the UK..... which is where I am now - arrived safely..... In fact we had no obvious interference whatsoever for the whole trip which was rather nice!

Many thanks go to those who kindly donated money to this gifting trip..... without your amazing generosity I can honestly say it would not have happened! Actually I'd probably be stuck somewhere in the outback right now, scrounging for petrol money to get home!! So Thankyou, thank you and thank you again!!!



Also, big thanks go to those who did energy work for the trip in the EW chat room or on there own..... With your good skills, we were assuredly protected!!



And of course, many thanks to all other gifters in Australia! Keep up the good work and may it rain lots in the drought regions!!



Cheers!

Dave

[Gifting Report 3 - Perth to Darwin - 17 October 2009](#)

Posted by [orgonizeaustralia](#) on October 17, 2009 at 1:20 PM



[comments \(2\)](#)

Sorry it took a while to finally get it up here - but here it is!!



Upon leaving Perth, we soon found ourselves merrily chucking towerbusters out of the van window, busting the various different towers and masts along the side of the highway.

We soon reached Geraldton and busted the weather station there...



After gifting all the town centre towers in Geraldton we headed slightly inland to the Geraldton satellite communications station, where we found 5 huge radomes (only 3 in photo) - we placed 2 HHGs and 10 TBs as close to the base as possible.

Whilst gifting the radome base, a beautiful big butterfly flew in front of us within very close proximity..... it was so unusual that I commented that it might be a sign of a job well done.....
😊



Next we found this huge dish which we gifted with 3 TBs....

Arriving in Carnarvon we busted the weather ball along with the town centre transmitters...

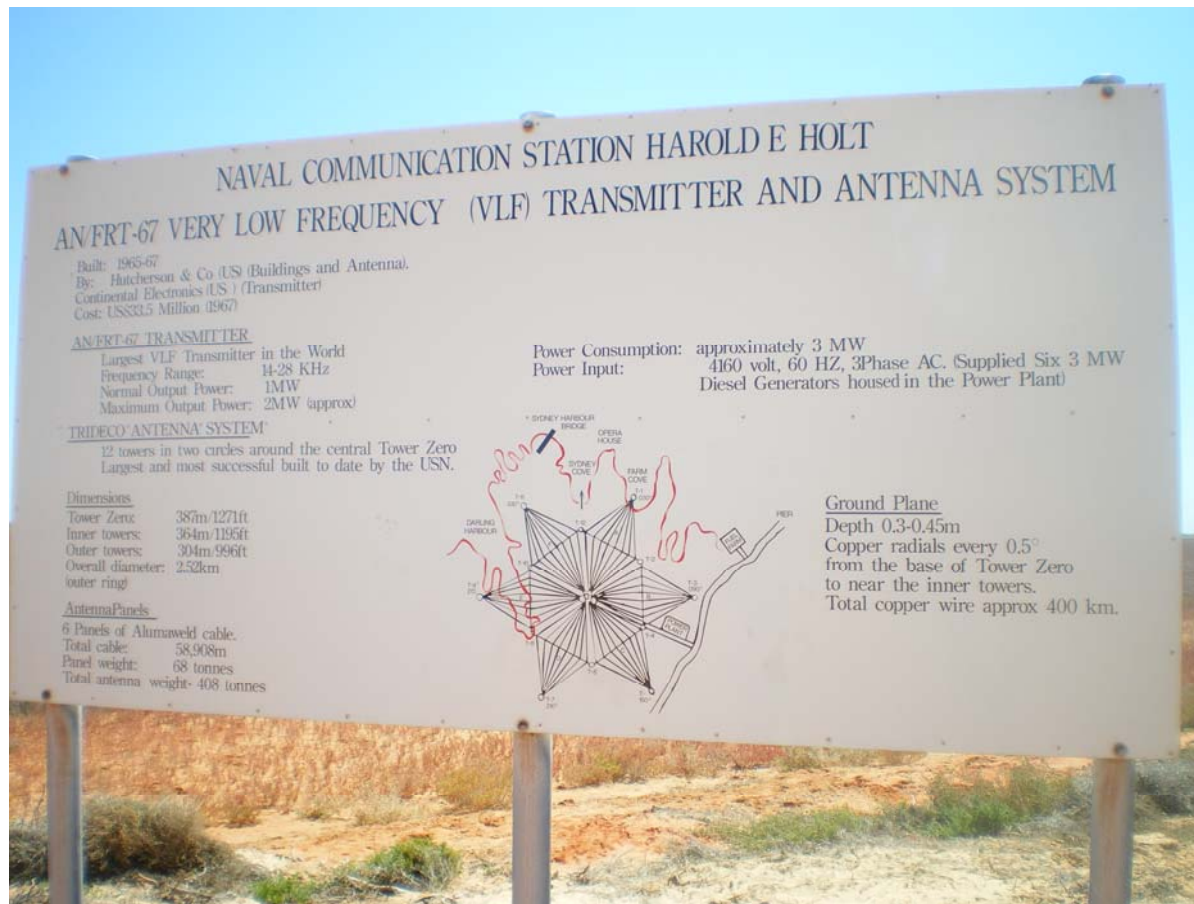


Next we drove up to Exmouth and located the HUGE transmitter there..... officially, its supposed to be used by the US and Australian military as a communications station for submarines but suspicions abound as to it being used secretly for manipulating the weather..... This thing is HUGE - 2.5 KM in diameter.....

This was the view from the nearby lighthouse.....



This was the information sign about the station.....



Nice geometric shape as you can see - and there are 13 towers in total - a lovely sacred number there.....

We placed about 150 TBs along the perimeter with 4 HHGs in total in a square around the 13 towers.....

On the way down the beach to place our first HHG as close as possible another lovely big butterfly fluttered past us..... I must say, that was the first time I've ever seen a butterfly on the beach and it seemed obvious to me with the timing that it was some kind of confirmation for us.....

We trekked off the beach through the bush to get as close as possible to one of the 13 towers but we wanted to be within the law so we had to stop short of the perimeter fence to place our first HHG.....



Only a minute or two after gifting, I was gazing at the tower, contemplating, when 2 teardrop shaped orbs appeared in my vision - floating around the tower..... I don't see this kind of thing often but it seemed to me to perhaps be the positive orgone energy at work.

This was another sign we saw when gifting from another angle.....



4HHGs and 150 TBs later and we felt we had gifted the array as much as possible..... The HHGs were pretty huge with big chunky crystals and copper spirals but I can only hope that they do do a thorough job and transmute all the way to the centre tower which is 1.25 KM away from the furthest outer tower....We deployed our HHGs probably within 1 KM of the outer towers so that's 2.25kms distance from the centre of the array that the organite has to work across but they are big pyramids and we are talking about spiritual energy here so hopefully this thing is fully busted now!



Here is a close up of the main, centre tower with all the cables joining onto it.....

On the way back from the 13 tower transmitter, we saw in the distance, another array, almost exactly the same only smaller..... however, it was very far away off the road and the only access points were blocked by huge gates with warning signs so we threw a load of towerbusters out along the road on our way past - this is the best we could do without "trespassing" and the risk of being arrested..... Need the Etheric Airforce for this one!



This is a close up shot of the not-so-busted array..... (Behind that first tower)



Within the same perimeter fenced area, there were many other towers and masts - we placed TBs as close as possible to these too..... Not-so-busted masts.....



These ones look like cranes but they are (not-so-busted) transmitters of some kind.....

The whole lot including the HUGE 13 tower transmitter is all owned and maintained by boeing, aparently.....

There were a few towers in the town of Exmouth and along the roadside which all got busted..

Learmonth weather station up in the hills received some gifts too.....



On our way north, along the coast, we decided to take a break and go visit the dolphins at Monkey Mia.....It truly is a magical, almost untouched beach at Monkey Mia where wild dolphins have been coming in for a feed by the humans since the 60's..... they are such amazing beings..... just looking into their

eyes feels like a spiritual experience in itself!! This was the closest encounter I've ever had with dolphins and I'm so grateful for it!! Thanks little dolphin dudes!! 😊

I thought I would share a couple of photos I took of the little guys.....



Close up.....



Further north along the coast we arrived in Dampier and located the next weather ball on our list only to find it was on an inaccessible island so we had to leave that one un-busted.....
🤔

We busted most of the towers in Dampier and Karratha including some big radio masts on a hill and then hit the road, where there we're lots of these towers, every 10 KMs or so.....



.....all busted!!

We found and gifted this nasty looking transmitter in Roebourne.....



Next was Port Hedland and South Hedland where we busted all the towers we could find and also the weather station..... We didn't get a photograph of the weather ball as there was a meteorologist hanging around outside and we didn't want to attract too much attention..... she didn't see us throwing out TBs into

the surrounding bushes anyway which we were glad about!!

Arriving in Broome, we busted all the "normal" towers we could find, and also the local weatherball.....



After chilling out on the beach in Broome to recuperate, we began the long drive inland to Darwin..... As we cornered the highway into Halls Creek, this thing appeared in front of us..... I didn't have this one on the list so I'm glad it wasn't hidden away as we would have missed it!



Then we arrived in Katherine.....We drove past lots more towerbuster-worthy tech on the way from Katherine to Darwin but decided to gift it all on the way back down south so that lot will be included in the next report..... Darwin to Brisbane.....

We haven't watched the news or weather for ages but last night, while eating some dinner at an outback pub we spoke to a lady from somewhere near Adelaide

and she said there had been a huge amount of rain in South Australia and Victoria recently..... she mentioned there had been some flooding including places quite far inland that haven't seen rain for 3 or 4 years..... My friends mother who lives in inland Victoria said that she has seen more rain recently than she has in 7 or 8 years so something is happening!! One thing I am pretty certain about..... people are manipulating the weather for their own selfish reasons not just in Australia but globally and they are doing a pretty good job of keeping it covered up..... One other thing I am certain about..... the power of orgonite is absolutely amazing!! So keep on gifting on!!

Cheers! Dave -

From <<https://web.archive.org/web/20130202021310/http://orgonizeaustralia.webs.com/apps/blog/>>

Gifting Report 1 - Melbourne to Adelaide - August 1st 2009

Posted by [orgonizeaustralia](#) on August 1, 2009 at 5:18 AM

Well, Operation Raindance is off to a fantastic start!!

The towbar finally got fitted, it cost a bit more than expected but the trailer turned out to be cheaper than I thought so that made up for the loss... The trailer kind of found me actually - and it was the perfect trailer for the job with taller sides than most and a canvas cover that none of the others came with so Im very happy about that!

Here is the trailer with all the orgonite inside it (about 1000 TBs and 4 HHGs) Also you can see some drums of resin ready and waiting for me to make many more!! There are copper pipes there too, waiting for me to turn them into earthpipes for PineGap. Most are only 1' in diameter so may not be so powerful but they will have to do.....

The first stop after leaving Melbourne was my good friend, and great gifting partner, Johns, Mums house in a small countryside town in Victoria to celebrate his brothers birthday.

During the few days we spent in this lovely, quiet place, we managed to fill a bag with some nice cloudy quartz crystals we found near a lovely look out, overlooking the bushland. This place has a lovely energy and I feel the quartz we gathered from here will be great in the orgonite I still have to pour. Makes sense to heal the land with crystals from the same land.

We then headed to Geelong to pick up the Great Ocean Road. Along the way through the countryside we passed lots of towers and hill top arrays that we had already gifted on a previous trip to Johns Mums. This gave us a sense of accomplishment before we had even started "Operation Raindance"



Actually we had already busted one tower that day - the first tower of the mission, in a small town on the way to Geelong we spotted this horrific thing on the hill side.....

Busted!! Check out those horrible big drums!!

Weaving our way west along the Great Ocean Road was an experience to cherish - even though the weather was abit dull, the scenery was amazing. Great to be near the ocean after so long stuck in the rat race in the city.

We busted many "Cell-phone" towers on the side of the road and in the towns that we passed.

We eventually came accross this monstrosity just off the highway....

Check out that evil tech!!

Busted!! (2 TBs)

We then continued along the Great Ocean Road busting all the smaller towers we could see and made detours up hills whenever we caught site of the menacing looking things.....

The locals seem to have good intentions judging by that "no more bombs" sign the the pic above



Busted! (With 2 TBs)

We enjoyed some leftover veggie curry in a sandwich after busting this hill-top array:

Usually, throwing a few TBs around in thick bushes seemed the best port of call but in this instance it was time to dig out the trusty trowel



We continued to trundel down the highway towing half a ton of orgonite, busting the odd tower on the roadside and in the towns until we crossed the border into South Australia, the dryest state in Australia by far apparently.

It had rained most of the way though, and the paddocks either side of the road were flooded - I suppose things would look very different in summertime though.

Next it was onto Mt Gambier, where we first came accross a nasty looking transmitter next door to a graveyard.

Busted! I chucked a TB in the bushes and burried one in the graveyard

I said to John, perhaps this is an energy spot or a portal and perhaps thats why there is a graveyard and a tower in the same spot - to pollute the energy there - and then we drove up and over the hill to find this...

Its only the crater of a volcano! A few transmitters surrounded it so we busted them and threw a TB into the craters lake for good measure.

On the edge of the volcano we found a fenced off area with lots of vents sticking up from underground. An underground base perhaps?? The sign indicated an underground water tank but you just never know do you. Wish we had some EPs made up for this place..... A blatent portal being a volcano I thought.

Leaving Mt Gambier we located the first weather station on the list. Here we found the expected weatherball....

(Busted!)

And also loads of little stick like things sticking our the ground - it looked like a mini version of the HAARP setup in Alaska. So we gave that a few TBs.....

Also at the weather station was this red and white painted tower thing....

Also Busted!!



As we headed to Adelaide we were still being hit with heavy rain showers - a huge rainy front all the way so no real confirmations yet.

We did however spot this chemtrail through a brief clearing in the thick cloud over a town south of Adelaide - Were they spraying the cloud to lessen the amount of rain it would drop??

Then, finally we made it to Adelaide. Busting a few towers on the way in from the south including this huge array at a radio station broadcasting place in the middle of some field.....

Notice the same "mini Alaska HAARP" as was at the weather station.....

Busted!! Along with this: Another "radio transmitter" further into the city

Check out that ugly thing at the top....

Busted!






There are many towers in Adelaide and on the hills behind, that we have had to leave as it would have used up alot of our time and orgonite stash - there are a couple of gifters I know of in Adelaide so hopefully these towers are already done or will be soon!

And thats it for now - I am very happy with our progress so far and excited about all the gifting we have yet to do.

Until next time!

From <<https://web.archive.org/web/20100729180542/http://orgonizeaustralia.webs.com/apps/blog/entries/show/1488615-gifting-report-1-melbourne-to-adelaide-august-1st-2009>>

[Forum](#)
[Home](#) >
[Orgoni](#)
[te](#)
[Develo](#)
[pment,](#)
[Resear](#)
[ch and](#)
[New](#)
[Ideas](#) >
alternat
ive
piezo

electric crystal s...	
 anu Member Posts: 8	<p>Has anyone out there experimented with any other crystal...either natural or synthetic to create the piezo electric effect within orgonite?</p> <p>p.s I found this link and thought it would be interesting to try.... http://hackaday.com/2011/03/15/cooking-up-piezo-crystals-at-home/</p>
	<p>July 4, 2011 at 8:32 AM Flag Quote & Reply</p>
 monsoon gecko Member Posts: 636	<p>Good one Anu... I'll be sure to grab those ingredients on town trip today.. Looks like great school science fun to share after the holidays. They certainly produce decent sized crystal, but not sure how to share the piezoelectric affect with the students...maybe they tingle when held, like quartz. Will have to set one in orgonite to trial..if I can produce beauties like that.</p> <p>Peizoelectric minerals for orgonite...most of the quartz family work, bar rose quartz....it's internal matrix is apparently too mixed up, but a good additive, not the main crystal...ideally, the clearer the internal structure, the better..amethyst, citrine, smokey quartz etc all good....Tourmaline is also peizo and will not take on board any negativity, It comes in a myriad of colours too. I believe bone is peizoelectric too, but don't know if that's any help. Thanks for sharing....enjoy</p> <p>Oh, almost forgot...beach sand... the weathered quartz type works a treat in orgonite and plasterite and the Life Pillow... I made some orgonite with no quartz at all, just beach sand... it gave high bovis readings...just as high as quartz alone... These days I add a pinch or two to nearly every piece I pour, along with the standard quartz point... There's a thread on that somewhere here.</p> <p>Cheers</p>
	<p>July 4, 2011 at 9:52 PM Flag Quote & Reply</p>
 Rainmaker Member Posts: 53	<p>I'm not at all sure that the Piezoelectric Effect ever takes place in orgonite. Crystals need to be pressurized or otherwise subjected to some considerable stress before they emit energy in the form of current and its difficult to see where that sort of stress would come from. It is often suggested that the shrinkage of the resin is responsible but this would only produce mild pressure at most.</p> <p>The first Croft CB that I built followed Don's instructions to the letter which prescribed no crystal material whatsoever in the orgonite matrix; just the long terminated crystals sitting dry in the bases of the pipes. These crystals were subjected to no stress at all so could not have produced the piezoelectric effect and yet the device worked very well indeed.</p>
	<p>-- http://www.baligifter.org/ http://www.baligifter.org/blog/ July 4, 2011 at 10:10 PM Flag Quote & Reply</p>



[Rainmaker](#)

Member
Posts:
53

In continuation:

Whether or not the Piezoelectric effect takes place in Orgonite (and it most likely doesn't) its converse effect 'Electrostriction' most certainly does.

All materials that display the Piezoelectric effect also display Electrostriction so researching materials for either effect will lead you to the same point.

You can find a list of possible alternatives to quartz by searching Google for 'Piezoelectric Materials'. They all have deadly poisonous names but my Chemistry is not what it ought to be and they may be harmless for all I know.

Dan.

--

<http://www.baligifter.org/> <http://www.baligifter.org/blog/>

July 5, 2011 at 6:34 AM [Flag](#) [Quote & Reply](#)



[Rainmaker](#)

Member
Posts:
53

I just watched that video clip again about how to produce piezoelectric crystals and indeed he does use the term Piezoelectric for both Piezoelectric and Electrostriction.

The one that makes the noise when he hooks it up to a battery is displaying Electrostriction and not Piezoelectricity.

Piezoelectricity is responsible for producing the measurable current when he hits the crystal with the screwdriver handle so there's definitely hope that these home-made crystals will neutralize the electromagnetic radiation that is absorbed by the resin/shavings matrix in orgonite.

Definitely worth a try.

Dan.

--

<http://www.baligifter.org/> <http://www.baligifter.org/blog/>

July 5, 2011 at 7:01 AM [Flag](#) [Quote & Reply](#)





[monsoon gecko](#)



Member
Posts:
636

Dan,..... when I, or one of the students at school, holds a quartz point, we feel a tingle....stronger when holding a pocket orgonite piece. The quartz in the bottom of CB pipes, as you say, just sit there free. Quartz clock runs on DC battery.. Then you have a SP , a quartz wrapped with wire and pulsed 15hz in 9v battery..Could it be that the quartz "sings" under a wider variety of situations, other than pressure?

Just contact by holding ,....Funny, I always assumed that the tingle was the peizoelectric pulse of the quartz, whether in orgonite or not. In the case of CB, there must be a lot of dor,por conversion energy in the base that switches the quartz on...don't know....just thinking aloud.

I.m convinced that the beach sand in Australia is excellent incorporated in our energy devices, so it looks like really small quartz particle, sand, can work just as well as crushed quartz or quartz points...peizoelectric ?

	Cheers
	July 5, 2011 at 8:00 AM Flag Quote & Reply
 Rainmaker Member Posts: 53	<p>Hi Stephen. The issue here seems to be one of scientific terminology. The Piezoelectric Effect is when crystals are subjected to stress or pressure and produce electrical current. Electrostriction is what happens when crystals are subjected to current and vibrate or otherwise distort (usually producing sound or heat). Most people use the term Piezoelectric for both. It is unlikely that the Piezoelectric effect ever takes place in organite as there just isn't a sufficient source of pressure. Far more likely is that the electromagnetic radiation absorbed by the resin-insulated shavings causes Electrostriction in the crystals in the matrix. In this way; the harmful EMR is continuously converted into heat and released in a harmless form. The crystals sitting dry in the bases of the Croft CB pipes are similarly subjected to a strong concentration of EMR and neutralize it via Electrostriction. The Succour Punch crystal is fed with DC current at so many Hz and oscillates accordingly via Electrostriction. A crystal held in the hand is fed by the body's natural electrical field (which can be measured with an oscilloscope apparently) and vibrates due to Electrostriction. I see no example of the Piezoelectric effect in organite dynamics. All the best. Dan.</p>
	<p>-- http://www.baligifter.org/ http://www.baligifter.org/blog/ July 5, 2011 at 8:23 PM Flag Quote & Reply</p>
 monsoon gecko Member Posts: 636	<p>Dan...thankyou for clarifying that piezo / electrostriction issue. It certainly makes sense and enhances my understanding. In fact, really appreciate your excellent input, mate we all benefit !</p> <p>Can you post on your dodecahedron trials , please.. Saw them on the DI forum....yours look more effective comparing to the other faraday cage style.. !</p> <p>Anu, How's the central desert ? Cold I bet , but looks like rain about. Did the crystal making expt.. got a bar of light brown soap structure. No crystals... Think the coffee filter (brown paper) may have helped ... will try remelting and see if second attempt works, will grab some more cream of tartar later...would be interesting school science if I can crack the technique...</p> <p>Cheers...</p>
	July 12, 2011 at 5:17 AM Flag Quote & Reply

 Rainmaker Member Posts: 53	<p>Thanks Stephen.</p> <p>I also tried the crystal-making experiment but got no crystals at all; just the same water as I had after mixing the ingredients (only colder).</p> <p>I found a crystal-making link http://www.seawhy.com/xlroch.html that says (prominently under the first list of ingredients) that some 'Cream of Tartar' is actually not Potassium Bitartrate at all and won't work (of course). I bought mine at just such a 'bulk store' and I would guess that this is responsible for the failure of my first attempt. I heard of a true Chemical Store in town that may sell the real chemical compound so if I manage to pick some up; I'll have another go.</p> <p>I'm very interested to see if these home-brew crystals will work in orgonite.</p> <p>Dan.</p>
	<p>--</p> <p>http://www.baligifter.org/ http://www.baligifter.org/blog/</p> <p>July 12, 2011 at 6:13 PM Flag Quote & Reply</p>
 Rainmaker Member Posts: 53	<p>Well; I located the main supplier of chemicals for industrial and catering purposes where I was convinced that I'd find Potassium Bitartrate (AKA Cream of Tartar) but to my astonishment they'd never heard of the stuff.</p> <p>I can find it in tiny little bottles in a supermarket but I'd need to buy about 50 in order to get a kilo and that would cost about \$20 or so and make no economic sense.</p> <p>My only practical interest in this idea is to provide an easy alternative to quartz crystals that the local Indonesians could use for making tactical TBs.</p> <p>At present; I can buy good crystal stone locally for under \$4 a kilo so given the cost and unavailability of ingredients; making a home-brewed alternative fails in every way.</p> <p>Thus it is that I've given up on the project and hope that others have more luck finding cheap ingredients.</p> <p>I'm still interested to know if manufactured 'Piezo' crystals work in orgonite so if anyone manages to produce some; please post a picture of a TB made with one and I'll scope out the energy of the piece.</p> <p>Dan.</p>
	<p>--</p> <p>http://www.baligifter.org/ http://www.baligifter.org/blog/</p>

From
 <<https://web.archive.org/web/20210630093524/https://orgonizeaustralia.webs.com/apps/forums/topics/show/5200887-alternative-piezo-electric-crystals->>

[Forum](#)
[Home](#) > [Orgonite](#)
[Development, Research](#)
[and New](#)
[Ideas](#) > Beachsand
substitute for Quartz ?



[monsoon gecko](#)

Member

Posts: 636

Yo.....G,gay all, I've been trialling another technique....interesting results.
The story is on OrgonitePlus.net

<http://orgoniteplus.net/Forum/viewtopic.php?f=5&t=811>

Ah ha...photo opportunity...Hhg with beachsand...no quartz !

v



November 13, 2010 at 10:36 PM [Flag](#) [Quote](#) & [Reply](#)



[monsoon gecko](#)

Member

Posts: 636

Yo...next trial in .
The front row has teaspoon of beachsand only, no quartz.
Second row has quartz point only....thick inch plus..
The other rows , with black top have both quartz and sand.
All double dipped as shown by glass finish.

v



I really blew it.....as far as test,,,should have had identical copper top with sand and quartz instead of steel top, as copper is more energetic than steel....silly me !

Regardless, Steve, from OrgonitePlus graciously gave bovis readings.

He quotes.

Take this with a grain of salt..ha

Front row...43000 Bovis

Middle row..35000

Back rows..45000


Interesting eh ? Wish I'd done proper job-expt with all the same swarf..!

Regardless...our beachsand is radiant, as found with Plasterite.

I;ll certainly be adding a teaspoon or two or more depending on size, to all mine, from now on !

Thanks for heads up , Josh.

From <<https://web.archive.org/web/20210630093455/https://orgonizeaustralia.webs.com/apps/forums/topics/show/3738770-beachsand-substitute-for-quartz->>>

Forum Home > Orgonite Development , Research and New Ideas > UCB..Under ground Cloudbuster..Awesome orgone !	
1 2 Next »	
 monsoon gecko Member Posts: 636	<p>Yo...I've shared these before but deserves its own thread....like the 114 pattern, just AWESOME in creating huge orgone fields / canopy. Not too hard or expensive either.</p> <p>Guys...rain , rain , rain..the frogs outside are singing up a storm..ha ha the mould commeth again...mmm</p> <p>Darwin has over 20 of these UCB's, and lately planted a few more around. Katherine 1, Canberra 2, Sydney 1, sunshine coast 1 and NSWtablelands 1.</p> <p>I'm excited because I've rediscovered the original info that got me originally excited ! eh ?</p> <p>http://www.whale.to/b/invisible_cbs.html</p> <p>Guys this was truely inspirational stuff...then after trialing both types I was blown away. Both seemed to work really well and both have their pros and cons as far as deploying, The ones with larger diameter pipes are stronger and I make the Tb's / Hhg.s with quality quartz and metal etc... made in specific lots of 6.....ready to party you might say..ha ha Remember,.... these devices cover kilometers !! !....like the 114 pattern. ! Photo opportunity !</p> <p>First type of....UCB , special Tb's under pipes, in pre-dug hole v</p>



Note the quartz points protrude out of TB..pos point up



Hole dug, next template placed over quartz points to centre Tb;s



Then backfilled a bit to secure Tb;s in correct position,





Then holes in template enlarged to access copper pipes..These sit over the exposed quartz points in Tb's



Then bury the lot, template and all, Make sure pipes remain aligned..



Nearly done. Fill to top... I like to put a piece of shadecloth over the pipes before completely covering, but this is not necessary...nor is it that important if dirt gets in pipes...works regardless.

The second Type of UCB....coined The Peacemaker.

This is my favourite.. The Tb's sit on top of the pipes which are first hammered into the ground in Hexagon pattern in a shallow hole, allowing Tb's to be covered. Also. the Tb's don't need exposed quartz points, just look like normal Tb....mind you..quality quartz point with pos end up again.



V



V



Done, ready to coverinvisible but powerful
These days...I use Hhg size.. and minimum 1 inch diameter copper pipe
.I mean, why muck around with piddley stuff for the effort and benefits !

To this day, I can drive thru and pick up the orgone field, through each suburb
on the town run...no wonder sylphs' playground !

Grid your community with these, You won't regret...just awesome !
You can watch giant sylphs devour chemtrails like this....and cheer them on !



Anyone else have experience of these worth sharing ?

From my point of view, a few of these UCB's have taken some time to acclimatise to the rush of orgone, untill it converts all the excess DOR, then ticks over in cruise mode, much like the 114 pattern.....2 remarkable devices !

February 7, 2011 at 8:16 AM [Flag Quote & Reply](#)



[Shakti](#)
Member
Posts: 13

They look great!
I'd Love to learn more from you
😊

--
"Good poetry makes the Universe reveal a secret..."

February 7, 2011 at 7:21 PM [Flag Quote & Reply](#)



[Kell](#)
Member
Posts: 30

Hey there monsoon just thinking about the underground cloudbuster.

How would you go combining the two types ie

Digging your hole as per underground cloudbuster then putting your template in and banging 6 copper tubes in underground to the level of the bottom of the hole - as per the other underground thing - put your TBs on top of the tubes then put back to back the TBs with the crystal up - put 6 more copper tubes up and fill in with dirt right up to the top as per underground cloudbuster - thus you have the two types in one - I wonder how this would effect the power and energy of the device.

If you were to do this you could even cast a double TB with one end with the crystal poking out of the top - or recast and join two - I could send you some Mag 1 Titanium/Iron sand that you could use as a high density rein mix to join the two TBs?

I could send you some types of sand to experiment with

--

August 5, 2011 at 2:38 AM [Flag Quote & Reply](#)



[Kell](#)
Member
Posts: 30

At the moment I have the Mag 1 Titanium Iron sand - some 65 million year old beach sand high in Quartz and Rutile - some Mica sand from the same ancient beach and if you want some Murray River sand?

I was also wondering about the clear resin top part on some of the Pyramid type devices - I have some pink lakes salt flakes (pink) that might look good mixed into that top bit, but im not sure if salt would be a good addition to Orgonite?

--

August 5, 2011 at 2:51 AM [Flag Quote & Reply](#)







[monsoon gecko](#)
Member
Posts: 636

G'day Kell...that Mag 1 sounds a very interesting trial..yes please !
Not sure about salt...can't remember ref to orgonite , but have used with beachsand in plasterite

Concerning the combo of UCB's...would be an interesting trial , but I reckon may be overkill...or defeat the purpose as either type alone generates a huge field. I first read of these UCB's, on the Etheric Research forum, which was hacked big time but kicked off again,,All those old files are available as pdf ?
I believe it was Laozu who developed the idea of hidden underground CB,s and someone else developed the model with the Tb's on top of the pipes, They quoted working area of 5 - 10 kilometres !! I can 'feel' my ones around the 1 to 2 kilometer mark... Thus , they are excellent to bury /grid every 5 or 10 kilometres....establishing a large orgone canopy.

These UCB's really are bloody beauties...very strong ...and hidden.

	<p>Oh, almost forgot,,,discovered that one of the 3 UCB's triangling Palmerston had been bulldozed away during recent expansion...will have to deal to that soon....Pick your spot !</p> <p>I've found 1 inch and larger pipes superior to the smaller copper pipes that I first used and teacup Hhg's better with than Tb's for larger pipes.....Cheers</p> <p>Concerning the freeTb's and resin...PM the site owner...Dave Dewhurst</p>
	<p>August 5, 2011 at 9:34 AM Flag Quote & Reply</p>
 <p>Kell Member Posts: 30</p>	<p>Interesting - we are looking to protect the entire Sunraysia foodbowl area to begin with - I was wondering what is more powerful - the original 6 tube orgonite type, the torredal type of that, UCBs, Peacemakers, or the water induction one.</p> <p>We have 4 properties approximately 10/15 kms apart in 40km line straddling the river that we can put what we like on - then to do a defensive ring approximately 100 kms out we are going to need to do UCBs or Peacemakers as well as specific nasty targets within this zone ie Fluoride water plant and the junction of the mighty Murray and Darling rivers, Murray & Murrumbidgee etc which are very powerful natural ley/energy line vortexes.</p> <p>If there is an optimal type for the 4 properties what would it be? - we are going to have to use underground types for most of the others anyway but what would be the optimal long range type for the 4 properties where we can do what we like?</p>
	<p>--</p> <p>August 8, 2011 at 2:35 AM Flag Quote & Reply</p>
 <p>monsoon gecko Member Posts: 636</p>	<p>Yo...long range ? I'd go standard croft CB's on the outer properties,..set and forget, apart from periodic empty water from pipes in deluge.. The inner two, perhaps water induction type.. but have to maintain level and change water periodically...or UCB's</p> <p>UCB's of both types good too, cheaper as you can get offcuts from metal recyclers.....the property's sound about the right distance apart for these to be effective ...sort depends on ease of deployment in particular area...ie. do you need to dig big hole or is ground soft enough to bash in a few pipes. ?...the bash in ones with orgonite on top are easiest for me, if the ground is soft !</p> <p>Tb's and Hhg's work well too, in conjunction with outer placement of UCB's when gridding large areas. Just chuck from car or bury every few kilometers.</p> <p>It's the towers and other installations that are important to nail as they are used to manipulate the weather and create that frequency that allows chemtrails to stick.....and like most of Oz, you've had a bit of that recently eh? Bust all them and you are on a runner.</p> <p>Love your enthusiasm...go for it !!!</p>
	<p>August 8, 2011 at 4:18 AM Flag Quote & Reply</p>
 <p>Kell Member Posts: 30</p>	<p>About to start installing peacemakers around the area - we need to get to some reasonably high security areas like right out the front of the cop shop/court house and so need to install them quickly and efficiently.</p> <p>Has anyone ever used a cordless drill and wood auger or garden/bulb auger?</p> 

Member
Posts: 30



.From the whale.to site invisible chembusters page

Or bulb augers which Don Croft supposedly uses to instal earth pipes -

I have read you need a 18 volt 3 amp hour cordless drill minimum - the one I have isnt big enough so ill have to get another one but just wondering if anyone has used these before and has any practical info about them?

Also what size copper pipe - 32mm? I think thats 1 1/4 inch round abouts - just need to know so i can get the drill bit a little bit bigger.

--



September 12, 2011 at 11:36 PM [Flag Quote & Reply](#)



[Kell](#)
Member
Posts: 30

Heres one I found on ebay - might be to big for the pipe though?

Aw damn link wont go in - its under garden earth auger on ebay - its a 24" long 1.75" wide one for \$40

	<p>--</p> <p>September 12, 2011 at 11:59 PM Flag Quote & Reply</p>
 <p>monsoon gecko Member Posts: 636</p>	<p>Yo... auger would make sweet work of it...if it works.. Sure beats the heck out of loud bashing, though all depends on how hard the ground is. I tend to bash in a bit of reo bar, wiggle around, remove, to clear the way for the pipes to be hammered home. Use Tb's at close quarters... Peacemakers in a quieter spot..don't need to be on doorstep....after all they kick in at a minimum of a kilometer...10 or more when gridded. I've had 2 bulldozed with ongoing residential expansion...pick you spot. If auger works , would be best bonus..!</p>
	<p>September 13, 2011 at 9:35 AM Flag Quote & Reply</p>
 <p>Kell Member Posts: 30</p>	<p>Righto game on - 1st Peacemaker instlled 5 more to go before I run out of Copper pipe. Used 32mm copper pipe "two 6m lengths laboriously hand cut into 1 foot 1 inch lengths " and HHGs made from Whisky glass tumblers haha a Whisky Six. Took a while to get the gear together got a 32mm wood auger that had to be ordered in and got a big Makita 3Ah cordless drill with 1/2" chuck - works a treat almost twists your arm off when it hits clay but is easily strong enough for the job. We made up a template out of cardboard and off we went - took longer than I thought even with the drill, the copper pipes went in easily and only needed a bit of a tap down as the HHGs are quite tall and we needed to get the grass back down on top flat - no worries - just as id finished putting the HHGs on top of the pipes and slung the Grass back on top I heard my sceptical mate say loudly "Awww get f**ked" I looked up to see him looking up - whats up? "all that weird looking cloud that was there a moment ago is gone" I looked and he was right - in only the few minutes we took to place the pipe, place HHGs and sling the grass back on all the shitty looking cloud that was coming in with the weird lenticulars from the south west in waves all day had gone! With the grass back onit looked no different than before accept a sprinkling of red loam on the grass - got a shocking headache now - looks like that baby powered up full belt pretty quick! Hope ill have time to put another one in before I have to go away to work.</p>
	<p>--</p> <p>September 15, 2011 at 9:05 AM Flag Quote & Reply</p>



[monsoon](#)

[gecko](#)

Member

Posts: 636

Yo..Just got back from pleasant o/nighter in town...Found 3 new towers, one which is in progress...gifted two..need to go back to find how to get to the other.Would love to be a fly on the wall when the turn that new sucker on, only to find it working as a life force generator...ha ha

Kell...luv ya man ! My first Peacemaker was deployed out the front of my block near a failed and thus expensive bore..It had 3/4 inch pipe and Tb's.. Every time I stepped outside my metal shed (faraday cage) I was hit by blast of orgone, felt as a strong pressure to my forehead.. This lasted for a day and a half before subsiding. I figure it used up all the excess DOR then went into cruise mode , or I got used to the energy flow..belive the first explanation is more accurate.




Similarly, a friend and I set up one in inland northern NSW.. We sat on the verandah enjoying a coldie getting blasted..quite remarkable..you could walk over to the area and turn a 360 slowly and feel not unlike getting a suntan..ha




Headache ? yeah , pain in the butt ,but may be a blessing in disguise, ...maybe a cleansing phenomena getting junk out of system..regardless, not a problem when considering the benefits..Always carry a pocket piece around at a minimum.



Sky confirmations give me such a rush...when you know what's going down, can't help but going into bliss mode, even before an energised home brew ...ha ha

Great report Kell...keep 'em comin' .








	<p>September 16, 2011 at 6:28 AM Flag Quote & Reply</p>
 <p>Cloud Walker Member Posts: 44</p>	<p>What a great idea Kell, using wood auger for installing UCB !</p>
	<p>September 20, 2011 at 10:06 AM Flag Quote & Reply</p>
 <p>Kell Member Posts: 30</p>	<p>Lot of dry clay ground around here it sometimes takes hours to dig a decent hole - the drill & auger works a treat, i just use a little cardboard template then use the drill on low speed and not on the hammer setting & away you go zing zing zing, slide your 32ml pipe in, dong them a bit deeper or as deep as you can get then with a little garden hand spade carve out a HHg sized hole around the top ot the auger hole copper pipe - sit them on top and cover over, ive found with grass its easier to put the template down and cut a circle out around the edge with a big shovel and lift the whole circle plug of grass out - put the template in the bottom of the dirt circle zing zing zing etc then put the circle back on and water - the grass lives and its forever invisable just sitting there humming away doing great work lightening the mood - raising consciousness by removing inhibitors, cleaning the Earth & Sky of negative energy, turning it to positive for the benifite of all.</p> <p>Now I can put a peacemaker in in about 5 minutes total from begining to end of the process.</p> <p>--</p>
	<p>September 21, 2011 at 11:45 AM Flag Quote & Reply</p>
 <p>Kell Member Posts: 30</p>	<p>Two in the guts of Mildura now about 2/3 clicks apart - putting more in today around the outskirts aways a bit.</p> <p>Forecast is rain next week - and my chemtrail conspiracy friend said they always chemtrail heavily beforehand to break it up - must put more in now.</p> <p>Saw something interesting on the National weather loop this morning - the Newcastle radar was continually beaming out our way WSW and a radar emination apeared out of nowhere just below Mildura beaming East - it maybe Adelaide radar but the beam appears just over the Victorian boarder?</p>



	<p>Almost looks like they are scanning for something?</p> <p>Maybe looking for the source of whats killing their HAARP and Chemtrails in this area and trying to triangulate its position?</p>
	<p>--</p> <p>September 21, 2011 at 7:24 PM Flag Quote & Reply</p>
 <p>Cloud Walker Member Posts: 44</p>	<p>Hi Kell, You seems to attacked by the negative quite a bit while gifting, may be you should carry a SP with you next time, especially when you gift places like the Masonic lodge.</p>
	<p>September 22, 2011 at 7:31 AM Flag Quote & Reply</p>
 <p>Kell Member Posts: 30</p>	<p>Yes - you mean the DOR headache? Its interesting that people like visitors to town etc often comment on the negative atmosphere around Mildura - it is sitting on two major lay lines and this cant be doing the earth or anyone much good so ive made it my mission to change this if I can. The thing about putting in Peacemakers or even TBing the Mason lodge is the latent amount of negative energy is quite high and hence when installing something a huge DOR rush occurs resulting in Headaches etc - I wonder if there is more to it then that also as I have been that tired I haven't got around to installing anymore PMs yet - just seem to zonk it just as im about to head off and do something? Who knows but im generally a fairly positive person and prefer that outlook and just to do what I can to change things for the better regardless of the consequences for myself, my way of service to the creation as Max would say. I haven't read so much about powered devices but I was thinking just yesterday about the charging device Monsoon has - is it worthwhile to get one to sit near the crystals/orgonite etc while its being made and curing. Id be interested in your opinions about Succor Punches/Powerwands and Orgonite charging devices, Do they work? What are the tangible effects of their operation? What are the benefits? How effective is each device for what you are trying to achieve? Where are the best places to get them from and roughly how much are they? Im fairly new to all this and would appreciate any input anyone has as ive only really studied the basics of Orgonite and thought it my highest priority to begin making it and get it out into the community asap.</p>
	<p>--</p> <p>September 22, 2011 at 11:15 AM Flag Quote & Reply</p>
 <p>Kell Member Posts: 30</p>	<p>Hrm interesting that post - ive spaced out all the paragraphs out by several lines but it still appears as a great big blob or writing. Ill try and get some pictures for you guys also when im installing the next ones - hopefully tomorrow if I can shake this terrible fatigue.</p>



	<p>--</p> <p>September 22, 2011 at 11:23 AM Flag Quote & Reply</p>
 <p>Kell Member Posts: 30</p>	<p>Another Peacemaker in!</p>
	<p>--</p> <p>September 23, 2011 at 6:15 AM Flag Quote & Reply</p>
 <p>monsoon gecko Member Posts: 636</p>	<p>Yo...Kell , inspiring gifting ...bet Mildura community and surrounds, happier.</p> <p>In the Orgonite development and research section is a thread titled...Succour Punch-Powerwand.. may help... a few photos, too.</p> <p>I always have a powered orgonite on, when pouring and right through the curing... It creates a large orgone field in the immediate area, which enhances and strengthens the orgonite . Similarly, just having a few bits of orgonite on , under the pouring table will do the same job..maybe set up near a water CB or over a UCB....whatever is available.....it's good practise to create in an orgone field .</p> <p>To get a paragraph, you have to hit return twice.</p>


From <<https://web.archive.org/web/20210630093529/https://organizeaustralia.webs.com/apps/forums/topics/show/4197965-ucb-underground-cloudbuster-awesome-orgone->>>

nite Development, Research and New Ideas > UCB.. Underground Cloudbuster.. Awesome orgone !	
« Previous 1 2	
 Cloud Walker Member Posts: 44	<p>Kell at September 22, 2011 at 11:23 AM</p> <p>Hrm interesting that post - ive spaced out all the paragraphs out by several lines but it still appears as a great big blob or writing. Ill try and get some pictures for you guys also when im installing the next ones - hopefully tomorrow if I can shake this terrible fatigue.</p> <p>Hi Kell,</p> <p>Thats sounds like you are being targeted either via EMR/radionic or their dark arcane, may be both. make sure your home is well grided with orgonites, always carry orgonites in your pocket or wear a orgonite pendant, leave plenty of TBs in your car. All these things seem troublesome, but you are in it already, its too late to back out now8), I don't think they wanna kill you but to mess up your health/life in the hope that you will cease gifting, because they know if they kill you , more people from your life circle may start tossing orgonites with even more fierce determination than the original Kell</p> <p>☺</p> <p>Look up weaponary from this website http://www.whale.to/b/orgonite.html http://www.whale.to/b/weaponry_h.html</p> <p>I have no doubt that SP should work for you , because there are so many etheric warriors report their positive result. The other day , Stephen lend me his mini power wand, I used it to chased away the rain out of curiosity. It worked ! to my amazement, then this little bird came and asked me " where is my water ?" really we should never mess with nature, we incur bad karma.</p> <p>You can get SP from any of the vendor in this website http://www.ethericwarriors.com/ip/forum.php</p> <p>Good luck and the Force is always with you:)</p>
	<p>September 25, 2011 at 12:40 AM Flag Quote & Reply</p>
 Kell Member Posts: 30	<p>You guys may be glad to hear there are two more Peacemakers in the ground including the junction of the Murray & Darling river systems which is a major major energy ley line in Australia - have 5 in now over a 50km distance from one end of the district to the other!</p> <p>Energy seems to be getting happier/tingly, dont know if its just me that can feel it but it seems much nicer/lighter/happier!</p> <p>If those numb nuts are doing something to me its not going to work, threats and attacks just make me more determined - instead of 100 ill put 1000 in haha!</p> <p>Their game is already over but I suppose like always its going to be a while before they figure that out or at least the poor buggers on the bottom rung that have to do the dirty work - feel sorry for them almost.</p>
	<p>--</p>

 <p>Kell Member Posts: 30</p>	<p>September 25, 2011 at 7:00 AM Flag Quote & Reply</p> <p>Oh PS - I forgot to mention - several of us are getting a sound like a tone - sometimes low pitched hum almost like a electric drill in the distance and sometimes a high pitch, quite subtle but ive heard/felt it several times over the last few weeks - only stays for a minute or two but several of the others have also been getting this?</p> <p>Any of you guys hearing strange tones, like artificial electrical hum or pitch that seems to suddenly come on and off lately?</p> <p>I see several of the posters on Russ Aimz long white streams chemtrails website have also reported this? http://www.russaimz.com/airplanes-long-white-streams-chemtrails</p> <p>Just wondering if this is a localized phenomina or if others around the place are getting it?</p>
	<p>--</p> <p>September 25, 2011 at 7:07 AM Flag Quote & Reply</p>
 <p>Cloud Walker Member Posts: 44</p>	<p>Kell at September 25, 2011 at 7:07 AM</p> <p>Oh PS - I forgot to mention - several of us are getting a sound like a tone - sometimes low pitched hum almost like a electric drill in the distance and sometimes a high pitch, quite subtle but ive heard/felt it several times over the last few weeks - only stays for a minute or two but several of the others have also been getting this?</p> <p>Any of you guys hearing strange tones, like artificial electrical hum or pitch that seems to suddenly come on and off lately?</p> <p>I see several of the posters on Russ Aimz long white streams chemtrails website have also reported this? http://www.russaimz.com/airplanes-long-white-streams-chemtrails</p> <p>Just wondering if this is a localized phenomina or if others around the place are getting it?</p> <p>Hi Kell I hear nothing from outback NT. but strange sound heard all over the world lately, you are not the only one who heard it http://www.teamliquid.net/forum/viewmessage.php?topic_id=262448 we are living in very interesting time</p>
	<p>September 28, 2011 at 6:20 AM Flag Quote & Reply</p>
 <p>Kell Member Posts: 30</p>	<p>Hi everyone - finally got around to re working out how to upload my cameras pictures onto the computer - took quite a while had to do it in a round about manner since changing operating systems - uploaded to photobucket some pertinent pictures and I thought you may enjoy a photo record of my Orgonite travels so far!</p> <p>Heres what happened after I made my first Orgonite - some Martini glass HHGs the first one out of the mould I took into an energy sensitive friend of mine to see what he thought and heres what apeared in the sky behind me as I explained what it was all about.</p> <p>There were two Sylphs hanging vertically in the air, the closest one had a dna type rotating mouth close to the ground.</p>

	Wild stuff - first sky confirmation with first Orgonite - my friend was amazed!
	<p>--</p> <p>October 5, 2011 at 12:47 AM Flag Quote & Reply</p>
 <p>Kell Member Posts: 30</p>	<p>Next came the Peacemaker 6 barreled underground Orgonite device Monsoon and many others were so fond of, since we are gridding the entire Murray Darling food bowl area this type of device (powerful and hidden) is esential.</p> <p>Beautiful place overlooking the mighty Murray river and high enough to overlook the whole Mildura area.</p> <p>Big Makita drill I got to help with installation with a 32mm wood auger - im using the bigger 32mm or 1 1/4 inch copper pipe as Monsoon recomended with HHG sized orgonites I knocked up from some cheaper resin - Thanks again Dave Dewhurst!</p> <p>Cardboard template and installing copper pipes.</p> <p>Placeing HHGs.</p> <p>HHGs in place - a mate is giving me a hand with this one.</p> <p>Cover it all back up.</p> <p>And hey presto knowone knows you were ever here - just beautiful views and beautiful energy!</p> <p>This baby was Peacemaker number three installed in the area.</p>
	<p>--</p> <p>October 5, 2011 at 1:07 AM Flag Quote & Reply</p>
 <p>Kell Member Posts: 30</p>	<p>This is Peacemaker number 5 at the other end of the district.</p> <p>Another mate of mine is giving me a hand with this one.</p> <p>Next to the half put in pipes and HHGs.</p> <p>Pipes about to be bashed in.</p> <p>Banging them down that last little bit.</p> <p>Placing HHGs/</p> <p>Banging HHGs down so they sit securely on top of Copper pipe - note that two of the HHGs have an imperfection on the</p>

	<p>top where the resin hasnt quite set, this is due to a rush pour due to unusual radar HAARP activity in the region and a sense that something was being brewed up by the powers that be - I hadnt stirred the resin after adding Titanium sand first to the metal - lesson learned but they felt just as powerful as the others.</p> <p>Cover over and let it tick away - some lads riding motorbikes drove past us and looked at us just as we were packing up - stared straight at the big drill and kept going, will have to check this one again later.</p> <p>This is a link to a Sunraysia Daily article about a Ice storm that hit several days later luckily the main part of Sunraysia was spared and only the outer districts some 50/100 km away were hit. I watched the storm on the BOM radar and it showed red ie ice in a large storm that appeared out of no-where 100km NW of Sunraysia - as the storm was about to hit it dissipated over Sunraysia yet remained red in the outer districts - this was the result. http://www.sunrasyiadaily.com.au/news/local/news/general/hail-destroys-crops/2307399.aspx</p> <p>I feel the Orgonite helped save the majority of the Mildura district from widespread crop destruction however felt bad that I hadnt got the chance to get to those outer lying areas yet that copped the full force of the storm which I think was brewed up artificially. Saw this guy on the way out!</p>
	<p>--</p> <p>October 5, 2011 at 1:47 AM Flag Quote & Reply</p>
 <p>Kell Member Posts: 30</p>	<p>Peacemaker 6.</p> <p>In the vicinity of this a ways out of town and under a Chemtrail flightpath.</p> <p>Covered back up.</p>
	<p>--</p> <p>October 5, 2011 at 2:05 AM Flag Quote & Reply</p>
 <p>Kell Member Posts: 30</p>	<p>There was a sense of urgency in getting Peacemaker 6 in the ground as there was much needed rain forecast and once again the BOM radars showed suspicious radar or HAARP activity in the area and they were beginning to Chemtrail to out north in front of the approaching storm. I got home and started brewing up some HHGs and some pocket pieces when I turned around and saw this! A Sylph parade!</p> <p>They were Chemtrailing above and in front of this approaching front from which the Sylphs unleashed themselves as it approached the district.</p>

	<p>These were the HHGs I was knocking up.</p> <p>& the pocket pieces.</p> <p>When I looked up and saw this - a Sylphs turning around into the wind above where I was preparing the Orgonite - WOW!</p> <p>I also saw a tall vertical type Sylph (just to the left of the TV antenna) didnt turn out real well on camera.</p> <p>Covering a Sekhem practitioner friend of mine healing Quartz crystal in gold.</p> <p>Brilliant day and you will all be glad to note its raining here now - nice steady nourishing rain!</p>
	<p>--</p> <p>October 5, 2011 at 2:47 AM Flag Quote & Reply</p>
 monsoon gecko Member Posts: 636	<p>Top shelf guys....awesome Kell !! Can't get the smile off my face. Doesn't a few photos tell more than a story....great stuff, Love the sylph shots..gives quite a rush seeing them play and cover the sky Great to see your pouring and deploying UCB's....I need a drill ! But best of all ...whole region under orgone canopy</p> <p>We have 60 members at last count....pity we aren't sharing areas already gifted...would be nice to have map...</p> <p>of interest, I'm assuming someone nailed Melbourne dopplars etc as the constant frequency lines that showed on the radar loop from Vic to Tassie have disappeared after years... Yo...good job...or just turned off ?</p> <p>So don't be shy you mob...I'm sure there's many gifting missions going down. We'd all love to hear 'em., You know ? no one has to rush off to gift Mildura and surrounds.. Where else ?</p>
	<p>October 5, 2011 at 9:32 AM</p>

From <<https://web.archive.org/web/20210630101010/https://organizeaustralia.webs.com/apps/forums/topics/show/4197965-ucb-underground-cloudbuster-awesome-orgone-?page=2>>